

Attachments

July

2018

Attachments

Wheatbelt Secondary Freight Route Project (WSFR).....	9.1.2
Statement of Financial Activity-31 st July 2018.....	9.2.1
Accounts for Payment.....	9.2.2
Development Application -CBH Bulkhead-Bodallin.....	9.4.1
Development Application CBH Bulkhead-Dulyalbin.....	9.4.2
Accommodation Camp Development and Lease of Lot 966	
Sirius Street, Southern Cross.....	9.4.3

Attachments

9.1.2



WHEATBELT NORTH REGIONAL ROAD GROUP
Comprising Avon, Kellerberrin, North East and Moora Sub Groups

WHEATBELT SOUTH REGIONAL ROAD GROUP
Comprising Hotham-Dale, Lakes, Narrogin and Roe Sub Groups
correspondence to RRG Secretariat, Main Roads WA PO Box 333 NORTHAM WA 6401

Briefing Note:

Wheatbelt Secondary Freight Route

August 2018

OVERVIEW

The Wheatbelt Secondary Freight Route (WSFR) network in the Main Roads WA Wheatbelt region comprises some 4,400km of Local Government managed roads that connect with State and National highways to provide access for heavy vehicles into the region. These roads are intended to enable large, high productivity trucks safe and cost effective access to business. The WSFR project is developing a business case, with the supporting evidence and documentation required, to seek the addition of a program of road improvements across the network be added to the Infrastructure Australia Priority List.

WSFR WORKING GROUP

The project is being driven by local government authorities associated with the Regional Road Groups of the Wheatbelt Region. The project is intended to support and contribute to other work being undertaken by Main Roads WA, the Department of Transport and the Department of Primary Industries and Regional Development that is considering strategic transport investments across the agricultural regions through the Revitalising Agricultural Regional Freight (RARF) project.

A project Working Group has been established consisting of representatives from the following organisations:

- Wheatbelt North Regional Road Group (WN RRG)
- Wheatbelt South Regional Road Group (WS RRG)
- WA Local Government Association (WALGA)
- Regional Development Australia - Wheatbelt (RDA-W)
- Main Roads WA-Wheatbelt Region (MRWA-WR)
- Wheatbelt Development Commission (WDC)



The project has been encouraged by indications from the Federal Government that they are keen to receive well developed business cases for investment in nationally significant supply chains, with the Working Group

developing the Wheatbelt Secondary Freight Routes project. Secondary Freight Routes connect with State and National highways, providing access for heavy vehicles into the region, allowing trucks safe, cost effective access to businesses.

GOAL - INFRASTRUCTURE AUSTRALIA INFRASTRUCTURE PRIORITY LIST

The immediate goal is the inclusion of the WSFR project on the Infrastructure Australia Infrastructure Priority List (IPL), which is a prioritised list of nationally significant investments. It provides decision makers with advice and guidance on specific infrastructure investments that will underpin Australia's continued prosperity. Infrastructure Australia is seeking submissions for the next update of the Infrastructure Priority List, which will be published in February 2019.

The long term goal is to obtain funding support from the Federal Government for a broadly estimated, \$500 million capital works program over 10 - 20 year timeframe to bring the network up to a fit for purpose standard for current and anticipated future needs. In order to be considered for this list Infrastructure Australia require a Stage 4 Business Case submission.

Led by the Wheatbelt North and Wheatbelt South Regional Road Groups, work is underway to secure the funds needed to do the work required to formally submit the Wheatbelt Secondary Freight Routes proposal for consideration by Infrastructure Australia. RDA Wheatbelt (RDAW) have provided seed funding of approximately \$80k to support project scoping with the aim of securing the \$2 million to \$5 million (depending on the findings) needed to development an investment ready business case. The project development costs are likely to be of the order of 1% of the final investment.

To be confident that sufficient funds are available before starting the detailed planning, engineering and costing, preliminary data has been collected from Local Governments concerning roads that have been identified as part of the network. These works constitute components associated with the development of Stages 1 and 2 of Infrastructure Australia's IPL submission process.

The WSFR Working Group proponents are currently investigating funding options for funding the Stage 4 IPL submission of up to \$5M. This has primarily sought State Government support of \$1.25 million cash through the Leverage Fund, administered by the Department of Primary Industries and Regional Development, *conditional upon* Federal cash support of \$3.5 million through an application to the Building Better Regions Fund and Local Government cash and in-kind support of \$350,000. These funds will be utilised to prepare complete and compliant Stage 1 to Stage 4 submissions to Infrastructure Australia. If successful, this will result in the project being added to the Infrastructure Priority List, facilitating conversations with the Federal Government for capital funding contributions.

AUSTRALIAN FEDERAL GOVERNMENT – INQUIRY INTO NATIONAL FREIGHT AND SUPPLY CHAIN PRIORITIES

The Federal Government has announced the Roads of Strategic Importance (ROSI) initiative. The aim of this initiative is to implement actions that address findings from the Inquiry into National Freight and Supply Chain Priorities.

The Federal Government has allocated \$3.5 billion over the next decade through the new Roads of Strategic Importance (ROSI) initiative, to ensure key freight roads efficiently connect agricultural and mining regions to ports, airports and other transport hubs.

The Major Project Business Case Fund will also provide an Australian Government contribution towards planning and business case development on projects with clear strategic merit. The Fund will facilitate earlier Australian Government engagement in the project planning stage to ensure broader Commonwealth objectives are considered as projects are developed. \$250M has been allocated towards planning and business cases development works on projects across the country, as priorities are identified through ongoing consultation with state and territory governments.

In July 2017 RDA Wheatbelt of behalf the Wheatbelt RRG submitted a full paper to the National Freight and Supply Chain Priorities Inquiry (*July 2017 RDA Wheatbelt Inc Submission* to the ***Inquiry into National***

Freight and Supply Chain Priorities), which discusses the various issues in relation to the need for the WSFR project to receive priority.

This paper outlined the fundamental issues that will be addressed by this project are the growing and changing freight task, consolidation of grain receival facilities, increasing use of larger vehicles, pressure to increase supply chain productivity, poor road safety outcomes and the lack of available capital to meet requirements.

The efficiency of supply chains serving industries in the Wheatbelt region is determined by the performance of the weakest link. Failure to maintain and improve productivity of the secondary freight network will reduce the international competitiveness of the Wheatbelt agricultural sector, which underpins employment and economic activity in the region. Transport links need to be addressed if the production of this sector is to be supported.

WA STATE GOVERNMENT – DEPARTMENT OF TRANSPORT: REVITALISING AGRICULTURAL REGIONAL FREIGHT PROJECT

Separately Western Australian Department of Transport (DoT) in association with Department of Industry and Regional Development (DPIRD) and Main Roads WA are developing a strategy and investment proposals to support improvements to freight related infrastructure in the agricultural regions. The project team is working to ensure that the need for investment in Local Government roads (secondary freight routes) is reflected in the analysis to ensure these don't remain the weakest link in the supply chain.

The WSFR Working Group has submitted a draft submission to the RARF project which outlines the process undertaken so far as part of the WSFR project, route identification, data collection, project scoping and costing, business case development and initial route prioritisation. This submission is on behalf of all local governments associated with the Wheatbelt RRG. It focuses on the priorities of local government roads within the region.

WSFR Working group will continue to work with MRWA WR and WDC as part of the RARF project consultation, and see this consultation as ongoing throughout the course of 2018 and beyond. The WSFR is representative of the views of all Wheatbelt local governments through the RRG, will be the key local government consultation point for the RARF Project. The Committee through its membership is in regular consultation with both MRWA WR and WDC, as part of our project development.

PROPOSED BUDGET AND FUNDING OPTIONS

The draft budget and potential funding options are summarised as follows:

Capital Cost	\$500M	Details
Planning Cost	\$5M	~1% of capital cost
Federal Govt	\$3.5M	BBRF - requires co-contribution; or Major Project Business Case Fund
WA State Govt	\$1.25M	DPIRD Leverage Fund DoT – RARF
Local Govt	\$250K	Approx. - \$6K each from 42 LGAs

Feedback from DPIRD regarding the Leverage Fund application of \$1.2M by RDA-Wheatbelt on behalf of WSFR, was that the application was considered better suited for MRWA consideration and to link into with the current RARF project work given the significant alignment between the two sets of work. It was recommended that the WSFR Working Group continue to pursue their relationship with DoT and MRWA to ensure the requirements of the WSFR are adequately included in the RARF activities. The WSFR Working Group has

continued on-going discussions and consultation with RARF via Main Roads WA-WR and WDC as directed by DPIRD.

ADVOCACY AND CONSULTATION

The working group is continuing to use every opportunity to promote and seek support for the proposal with stakeholders, the community and political leaders at Federal and State level. It will be helpful if Local Governments can support this effort. The way in which this is done will depend on the audience and the key issues in your area. However, the common messages are:

1. Industry and jobs depend on an efficient supply chain in order to remain internationally competitive;
2. The supply chain is only as strong as the weakest link, which are typically the connections to the major highways;
3. The size, weight and productivity of trucks has increased and is expected to continue to do so;
4. The road freight task has increased and is expected to continue to do so;
5. Local Governments in the Wheatbelt Regions are spending more than \$100m per year maintaining roads. To make this expenditure more efficient, some roads need to be upgraded to a higher standard as they were not designed for the purposes for which they are now used;
6. This proposed project is a step change for a defined network. Once delivered it will contribute to lower freight costs, lower road network operating costs and a safer road network.

At the Federal level Ministers Corman and Porter as well as Members Melissa Price and Rick Wilson have received a briefing. At the State level, Ministerial advisers and senior department staff have been briefed and discussions held with local members Darren West and Mia Davies.

State support for an application to Infrastructure Australia will be critical. The project team is seeking to ensure that this work supports and is supported by other project work being undertaken by the Department of Transport in conjunction with Main Roads WA and the Department of Primary Industries and Regional Development analysing strategic freight issues. It also builds on work completed in 2017 looking specifically at the agricultural lime freight task.

A summary of consultation undertaken is as follows:

Organisation	Personnel	Details
Local Govt	42 LGAs RRG WN and WS	Project scoping Data collection Technical Representatives
Federal Govt	McCormack and McVeigh Ministers Corman and Porter Members Melissa Price and Rick Wilson RDA Wheatbelt	Advisor Briefing Teleconference Summary Documentation
State Govt	DPIRD - Minister MacTiernan DoT – Minister Saffioti RAFT MRWA WR WDC	State Leverage Fund – requested \$1.25M RARF Submission In-principle support Communication conduit
Industry	CBH Ag Lime WA	Match priority routes Lime Strategy
Infrastructure Australia	Nicole Lockwood (Director)	Advice on IA Stage 3 – 4 submission Assistance at each step
Freight and Logistics Council	Kellie Houlahan (Policy Adviser)	Conduit to State Govt

AUSTRALIAN LOCAL GOVERNMENT ASSOCIATION - NATIONAL LOCAL ROADS AND TRANSPORT CONGRESS

In November 2017 Cr Ricky Storer, President of the Shire of Koorda and Chair of the WN RRG, delivered a presentation outlining the proactive, collective approach of Wheatbelt Councils to the regional freight challenges and the outcomes that would result from investment in secondary freight routes in the Wheatbelt at the Australian Local Government Association National Local Roads and Transport Congress. The Hon Darren Chester, Minister for Infrastructure and Transport as well as Acting Minister for Regional Development and Local Government delivered a presentation during the same session which was attended by a number of senior Federal Government officers and more than 200 Local Government delegates from around Australia.

PROJECT METHODOLOGY

Over the last 2 years 42 Local Government authorities across the Wheatbelt region have collaborated to identify priority routes across the Secondary Freight Network and have also participated in a technical data collection process led by the Shire of Dandaragan to estimate costs, preparation of a business case and a cost benefit analysis of the work to be undertaken. The in-kind investment by Local Government to date, facilitated through the RRG, is estimated to be well in excess of \$750,000.

The work flow is currently nearing the end of Phase 2 and seeking resources to support Phase 3. No capital funding request can occur without Phase 3 being completed (a requirement of the Federal funding processes for capital projects over \$100m).

Two workshops were undertaken in March 2018 that reviewed the road and traffic data available. The Technical Representatives from each of the Regional Road Group Sub-groups were invited to participate in these workshops, along with Main Roads WA staff and other stakeholders. The workshops provided direction to the consultants that have been commissioned by RDA Wheatbelt to prepare the funding submission for Building Better Regions Fund.



Phase 1: Scoping

1. Assessment of the condition of the existing road network (based on available data supplemented with consultation and field investigations) covering the identified secondary freight network.
2. Development of transport modelling to inform scope and design criteria.
3. Development and agreement as to the scope and standards required across the 80+ routes.
4. Development of concept design to facilitate a P50 cost estimate for the 80+ routes (including methodology to determine costings across a large road network with limited data).
5. Assessment and prioritisation of routes for a program of delivery including supporting justification for costs and benefits within a business case framework.

The cost estimating process for this phase will require input from a number of disciplines including the following consultants;

- geotechnical
- environmental
- consultation
- transport and traffic engineering
- civil engineering

Phase 2: Preparation of Business Case and BBRF application

This phase is used to undertake the work required to compile the evidence and complete the business case to support the submission for the required funding amount (determined from Phase 1). Completion of this Phase is subject to finalisation of the required co-contributions based on the figure calculated in Phase 1.

RDA Wheatbelt is providing seed funding for this Phase to be completed subject to the agreement of RRG North and South in relation to meeting the required minimum co-contribution level. The required co-contributions are set by the Federal Government based on the physical location of the benefit of the project. For areas classified as Remote or Very Remote the required co-contribution is 25% of the project amount (i.e. \$1 for every \$3 of grant funding). For other classifications it is \$1 for \$1.

Tasks to complete Phase 2 include the following:

1. Undertake problem definition and needs assessment
2. Develop opportunity statement based on potential benefits of the project
3. Quantify benefits of undertaking the work against the following areas:
 - a. Criteria 1: Economic Benefit
 - b. Criteria 2: Social Benefit
4. Provide Input as necessary into the following areas:
 - a. Criteria 3: Value for Money
 - b. Criteria 4: Project Delivery
5. Collation of business case and supporting evidence for inclusion in BBRF application.

PROJECT SCOPING

This process has been an excellent example of a large number of local governments (42) working together on a common strategic regional priority. To date, local government staff has provided a large amount of information and data in an in-kind capacity. The key undertakings of the project so far are:

1. Identification of nominated WSFR roads based upon a simple criteria developed by RRG with routes that:
 - i. Listed on Roads 2030.
 - ii. Regional Distributor that connects Regional Centres or major freight generating locations.
 - iii. Parallel routes not to be closer than 20km apart.
 - iv. Route not to duplicate or replace existing freight routes on State or National Highways.
 - v. Routes serving significant recent increases in regional freight that is anticipated to be sustained.
2. Determination of basic project framework and minimum design standards.
3. Road condition assessment of all identified roads across 42 local governments against minimum design standards.
4. High level scope of works and order of magnitude costs for upgrades required.
5. A summary of data collection and assessment across the 42 local of governments for both Wheatbelt north and south is:

	Route Length (km)	Proposed Works (km)	Proposed Length (%)	Indicative Costs (\$)
Wheatbelt North	1,608	1,134	71	\$ 197,000,000
Wheatbelt South	2,729	1,717	63	\$ 296,000,000
TOTAL	4,337	2,851	66	\$ 493,000,000

BUSINESS CASE

The WSFR engaged economic consultant, Pracsys, to develop a BBRF business case for the planning and staging prioritisation of the secondary freight routes. This planning work will inform the strategic allocation of road capital works funding provided to LGAs in the region, identifying the economically optimal sequence for developing the network and ensuring that roads are designed and constructed to an optimal standard from a 'whole-of-life' asset management perspective. If successful, BBRF funding will allow for the development of a detailed scope of works that will form the basis for a subsequent submission for Infrastructure Australia funding. It will therefore be important to consider the benefits associated with both the initial planning stage, and broader project, within the BBRF Business Case.

The methodology was divided into two components:

1. Phase 1: Estimating Benefits High Level at an IA IPL submission level and for the BBRF proposal
It is recommended that a Benefit Cost Ratio (BCR) of at least 1.2 be targeted as lower levels are unlikely to attract funding under the BBRF. In addition, a \$30 million impact threshold applies to IA funding applications. This phase will be used to understand and produce high level estimates of project benefits, informing a 'go/no go' decision for phase 2.
2. Phase 2: Developing a BBRF CBA and Business Case
Based on the outcomes of Phase 1, document a concise Cost-Benefit Analysis and Business Case in support of the BBRF submission.

Estimating Planning Benefits

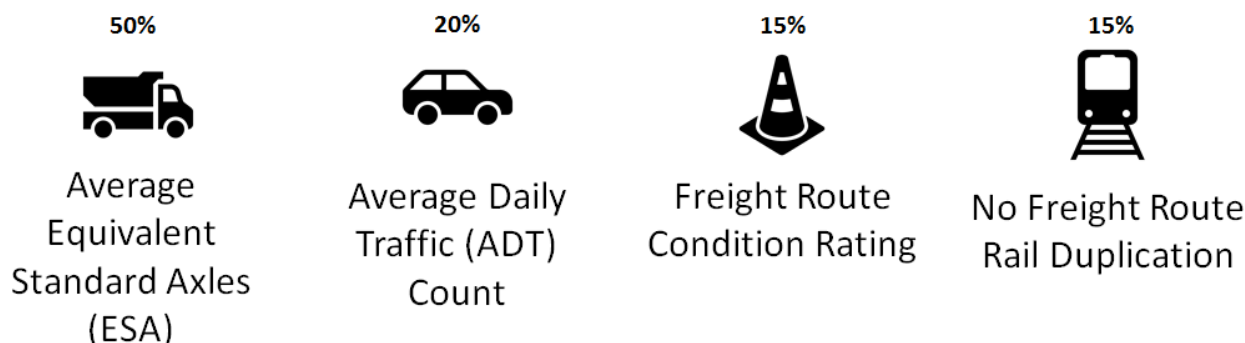
The benefits attributable to the Wheatbelt secondary freight routes prioritisation planning process were outlined and in turn used to provide a preliminary prioritisation of works for internal review. Benefits were calculated where possible, however some benefits are unquantifiable, and other benefits are best left for in-depth quantification in the detailed planning phase. The methodology included:

- Investigate plausible project benefits and compare to typical costs
- Apply assumed BCRs to hypothetical 100km works segments (over 5 to 10 years)
- Conduct comparison of net benefit using scenarios
Scenario A: Conduct works without strategic planning – using randomised project sequence
Scenario B: Conduct works based on strategic planning - using an optimised project sequence

The detailed planning exercise is expected to achieve a benefit in the order of \$20 million based solely on the benefits gained from freight route prioritisation.

Initial Prioritisation System

The WSFR were evaluated on a route-by-route basis to give an early indication of their relative upgrade priorities. The evaluation conducted was a Multiple Criteria Analysis (MCA) assessing the following criteria weightings – this may be added to in future:



Attachment 1 shows a the initial first draft of the staging plan and prioritisation process. This will evolve as further planning is undertaken and additional data collected.

PROPOSED DELIVERY METHODOLOGY

The Working Group is currently investigating a number of delivery methods for the development of the IA Stage 4 submission. These will largely be dependent upon the level of funding available. The options considered include complete outsourcing of the project, or a collaborative delivery method undertaken by the RRG and its associated LGA staff with various levels of support from consultants and/or Main Roads WA staff. The more collaborative model provides the opportunity to utilise the technical skills of staff within the region that have the greatest understanding and knowledge of the road network and its associated issues. It also allows for collaboration amongst all stakeholders and working party members, as well the opportunity for information sharing, capacity building and upskilling. The latter approach would entail local government and state government agency staff working together to deliver a project with regional benefits.

The proposed delivery options are:

Option A - Fully Funded – Consultant Delivery

- \$5M
- Technical Consultant
 - Full project delivery
 - Target greater number of routes
 - Wider scale technical input
- Local Government
 - Project Management
 - Input from Technical Working Group
- MRWA
 - Technical Support
 - Review

Option B - Partially Funded – RRG Delivery

- \$1M - \$5M depending upon funding levels
 - LGA project team could be funded or In-kind.
 - MRWA FTE
 - WDC FTE
- LGA – Project Delivery Team
 - LGA Driven
 - Technical Working Group
 - Project Delivery Team
 - Technical Consultant
- Technical Consultant
 - Funding used for specific technical purposes
 - Targeted technical input
 - Prioritised routes
 - Economic assessment and business case development

IMPLICATIONS FOR LOCAL GOVERNMENT

The in-kind support from staff and Councillors at 42 Local Governments who have provided data so far is greatly appreciated.

1. Road Group Sub Groups have undertaken ongoing consultation via the Sub-groups and Technical Representative regarding outcomes being requested through this project to ensure they properly reflects the needs of LGAs in progressing the WSFR network. It would be of value if each Shire could ensure their representative receives these monthly updates (you can add them to the mailing list through admin@rdawheatbelt.com.au)
2. Cash Co-contributions are requested from LGA with a contribution of \$6,000 per local government being requested to provide an overall contribution of \$250,000 across the 42 LGA. It is requested that these funds come from 2018/19 budgets and request each LGA to draft an Agenda Item – August or September Council Meetings
3. Shire of Dandaragan will be undertaking the project management role for this application (should it proceed) on behalf of all 42 local governments (thankyou Dandaragan).
4. It is still the intention to seek other forms of co-contribution for this project as outlined.
5. The Working Group will continue to work towards the development of a Technical Working Group and Project Delivery Team. It will seek to identify potential resources for these roles through the RRG and nominations via Sub-groups and their respective LGAs. Positions within these groups may be either funded or in-kind depending upon funding available or the ultimate delivery methodology.

Attachments

9.2.1



SHIRE OF YILGARN
MONTHLY FINANCIAL REPORT
(Containing the Statement of Financial Activity)
For the Period Ended 31 July 2018

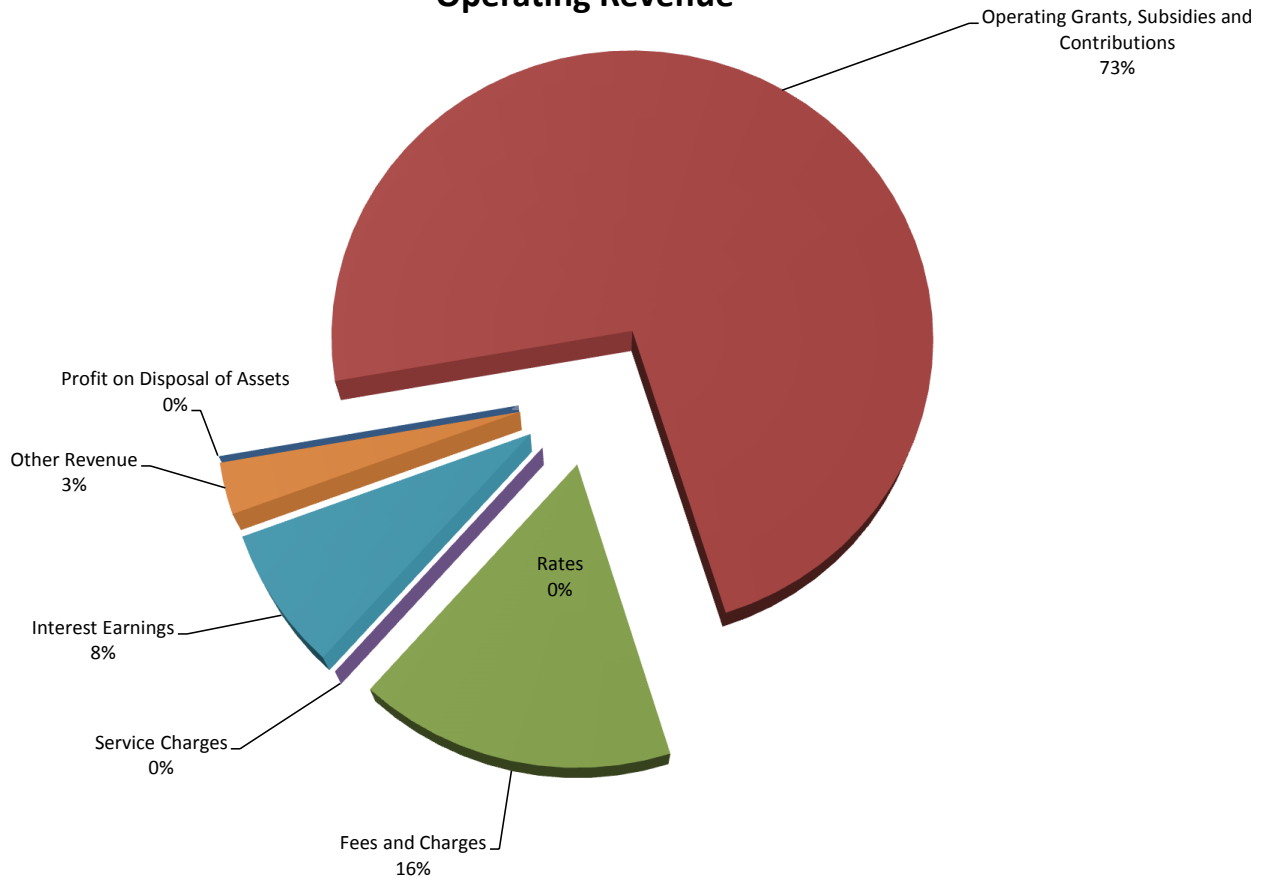
LOCAL GOVERNMENT ACT 1995
LOCAL GOVERNMENT (FINANCIAL MANAGEMENT) REGULATIONS 1996

TABLE OF CONTENTS

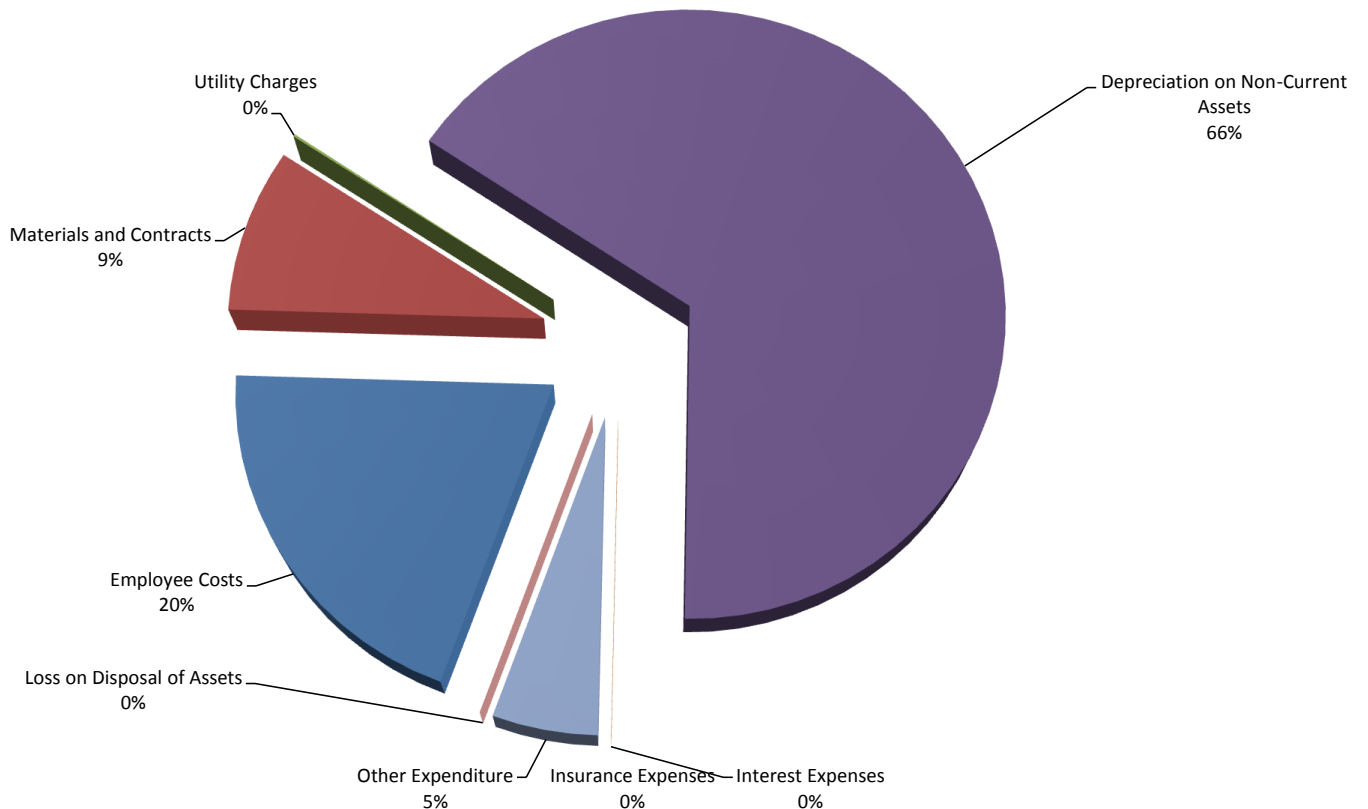
Monthly Summary Information			2 - 3
Statement of Financial Activity by Program			4
Statement of Financial Activity by Nature or Type			5
Statement of Capital Acquisitions and Capital Funding			6
Note 1	Significant Accounting Policies	Schedule wide expendi	7-8
Note 2	Explanation of Material Variances		11
Note 3	Net Current Funding Position		12
Note 6	Receivables		15
Note 7	Cash Backed Reserves		16-17
Note 8	Capital Disposals		18
Note 9	Rating Information		19
Note 10	Information on Borrowings		20
Note 11	Grants and Contributions		21
Note 12	Trust		22
Note 13	Details of Capital Acquisitions		23-26

SHIRE OF YILGARN
Information Summary
For the Period Ended 31 July 2018

Operating Revenue



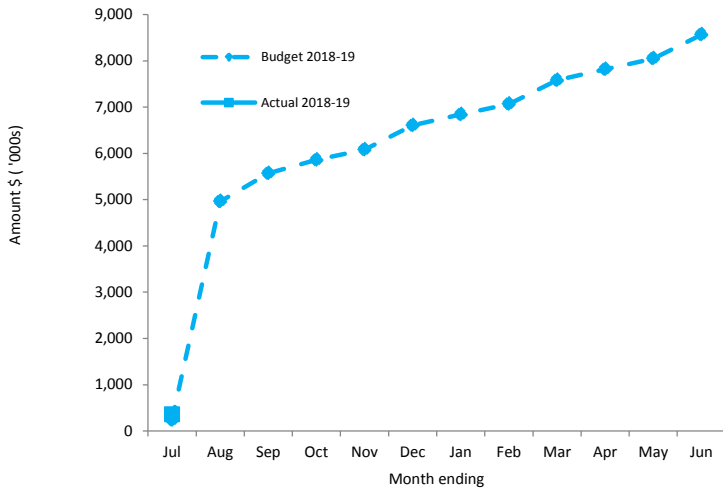
Operating Expenditure



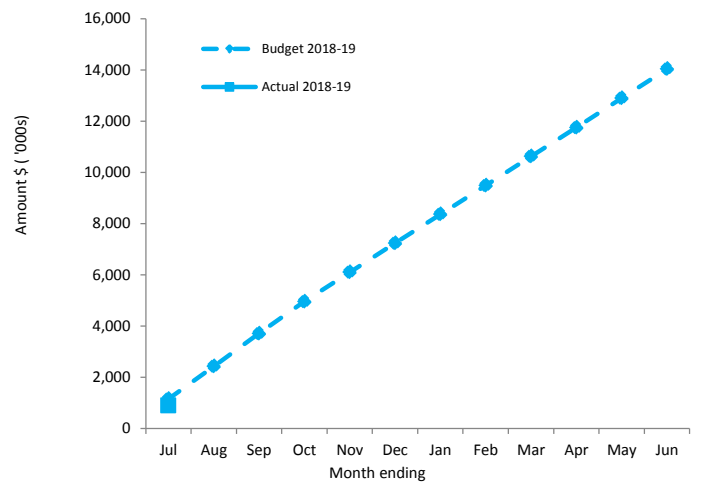
This information is to be read in conjunction with the accompanying Financial Statements and Notes.

SHIRE OF YILGARN
Information Summary
For the Period Ended 31 July 2018

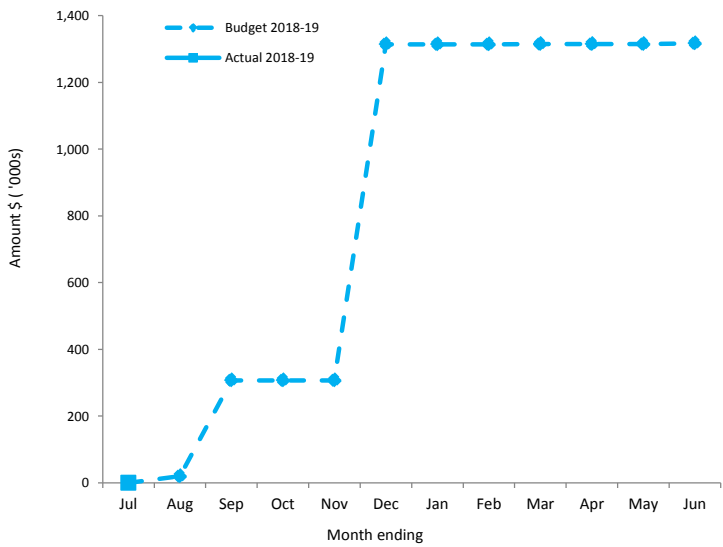
Budget Operating Revenues -v- Actual (Refer Note 2)



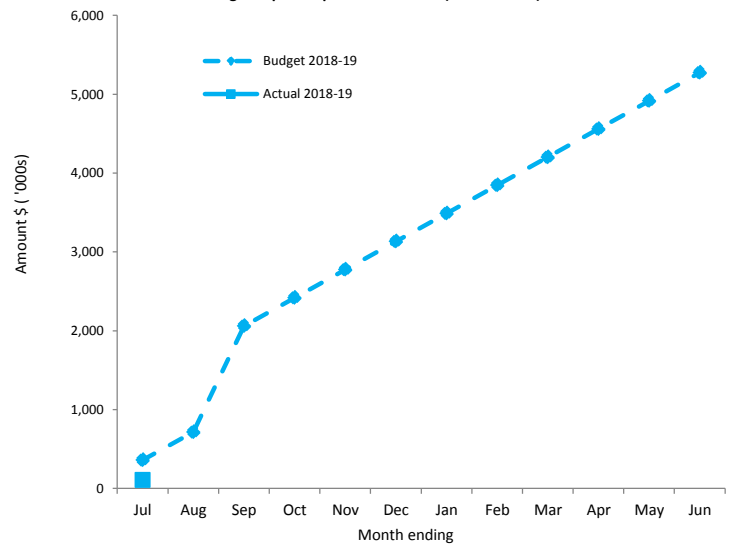
Budget Operating Expenses -v- YTD Actual (Refer Note 2)



Budget Capital Revenue -v- Actual (Refer Note 2)



Budget Capital Expenses -v- Actual (Refer Note 2)



SHIRE OF YILGARN
STATEMENT OF FINANCIAL ACTIVITY
(Statutory Reporting Program)
For the Period Ended 31 July 2018

	Note	Amended Annual Budget	Amended YTD Budget (a)	YTD Actual (b)	Var. \$ (b)-(a)	Var. % (b)-(a)/(a)	Var.
		\$	\$	\$	\$	%	
Opening Funding Surplus(Deficit)	3	2,096,890	2,096,890	1,564,760	(532,130)	(25%)	
Revenue from operating activities							
Governance		0	0	0	0		
General Purpose Funding - Rates	9	3,901,988	0	0	0		
General Purpose Funding - Other		1,383,749	12,567	22,235	9,668	77%	
Law, Order and Public Safety		124,110	14,592	41	(14,551)	(100%)	
Health		6,000	499	298	(201)	(40%)	
Education and Welfare		165,680	13,801	34,334	20,533	149%	
Housing		91,000	7,581	5,972	(1,609)	(21%)	
Community Amenities		588,094	803	10,390	9,587	1194%	
Recreation and Culture		31,850	2,651	748	(1,903)	(72%)	
Transport		310,390	22,533	3,019	(19,514)	(87%)	
Economic Services		531,170	44,261	198,571	154,310	349%	▲
Other Property and Services		161,316	11,287	7,848	(3,439)	(30%)	
		7,295,347	130,575	283,456			
Expenditure from operating activities							
Governance		(439,463)	(51,944)	(80,199)	28,255	54%	
General Purpose Funding		(327,824)	(27,232)	(16,631)	179,126	(39%)	
Law, Order and Public Safety		(418,840)	(31,616)	(21,887)	(9,729)	(31%)	
Health		(269,767)	(22,470)	(16,326)	(6,144)	(27%)	
Education and Welfare		(564,458)	(46,445)	(33,272)	(13,173)	(28%)	
Housing		(336,771)	(27,360)	(12,724)	(14,636)	(53%)	
Community Amenities		(4,031,920)	(335,017)	(402,144)	67,127	20%	▲
Recreation and Culture		(1,829,873)	(150,073)	(108,350)	(41,723)	(28%)	▼
Transport		(4,716,727)	(385,850)	(402,917)	17,067	4%	
Economic Services		(1,027,767)	(85,100)	(80,571)	(4,529)	(5%)	
Other Property and Services		(74,827)		(30,432)	30,432		
		(14,038,237)	(1,163,107)	(1,205,454)			
Operating activities excluded from budget							
Add back Depreciation		8,017,000	668,074	802,256	134,182	20%	▲
Adjust (Profit)/Loss on Asset Disposal	8	45,139	0	0	0		
Adjust Provisions and Accruals		0	0	0	0		
Amount attributable to operating activities		1,319,249	(364,458)	(119,741)			
Investing Activities							
Non-operating Grants, Subsidies and Contributions	11	1,271,648	105,969	0	(105,969)	(100%)	▼
Proceeds from Disposal of Assets	8	305,500	0	0	0		
Land Held for Resale		0	0	0	0		
Land and Buildings	13	(930,468)	(930,468)	(18,576)	(911,892)	(98%)	▼
Infrastructure Assets - Roads	13	(2,446,404)	(203,834)	(60,282)	(143,552)	(70%)	▼
Infrastructure Assets - Other	13	(236,467)	(19,696)	(6,769)	(12,927)	(66%)	
Plant and Equipment	13	(1,215,000)	0	0	0		
Furniture and Equipment	13	(27,000)	(27,000)	0	(27,000)	(100%)	
Amount attributable to investing activities		(3,278,191)	(1,075,029)	(85,627)			
Financing Activities							
Proceeds from New Debentures		0	0	0	0		
Proceeds from Advances		0	0	0	0		
Self-Supporting Loan Principal		0	0	0	0		
Transfer from Reserves	7	1,005,148	0	0	0		
Advances to Community Groups		0	0	0	0		
Repayment of Debentures	10	0	0	0	0		
Transfer to Reserves	7	(634,335)	(52,856)	(13,615)	(39,241)	(74%)	▼
Amount attributable to financing activities		370,813	(52,856)	(13,615)			
Closing Funding Surplus(Deficit)	3	508,761	604,547	1,345,776			

▲ ▼ Indicates a variance between Year to Date (YTD) Budget and YTD Actual data as per the adopted materiality threshold.
Refer to Note 2 for an explanation of the reasons for the variance.

This statement is to be read in conjunction with the accompanying Financial Statements and notes.

SHIRE OF YILGARN
STATEMENT OF FINANCIAL ACTIVITY
(By Nature or Type)
For the Period Ended 31 July 2018

	Note	Amended Annual Budget	Amended YTD Budget	YTD Actual (b)	Var. \$ (b)-(a)	Var. % (b)-(a)/(a)	Var.
		\$	\$	\$	\$	%	
Opening Funding Surplus (Deficit)	3	2,096,890	2,096,890	1,564,760	(532,130)	(25%)	▼
Revenue from operating activities							
Rates	9	3,901,989	0	0	0		
Operating Grants, Subsidies and Contributions	11	1,652,053	56,601	205,684	149,083	263%	▲
Fees and Charges		852,248	49,952	46,319	(3,633)	(7%)	
Service Charges		321,810	0	0	0		
Interest Earnings		209,837	12,068	21,923	9,855	82%	
Reimbursements		69,500	4,914	462	(4,452)	(91%)	
Other Revenue		88,500	7,040	8,059	1,019	14%	
Profit on Disposal of Assets	8	56,411	0	0			
		7,152,348	130,575	282,446	0		
Expenditure from operating activities							
Employee Costs		(3,128,916)	(256,776)	(242,011)	(14,765)	(6%)	
Materials and Contracts		(2,334,860)	(193,680)	(105,607)	(88,073)	(45%)	▼
Utility Charges		(426,892)	(35,558)	(1,603)	(33,955)	(95%)	▼
Depreciation on Non-Current Assets		(8,017,000)	(668,074)	(802,256)	134,182	20%	▲
Interest Expenses		0	0	0	(2,611)		
Insurance Expenses		(261,938)	(35,214)	0	(35,214)	(100%)	▼
Other Expenditure		(240,382)	(35,214)	(63,488)	28,274	80%	▲
Loss on Disposal of Assets	8	(101,550)	0	0	0		
Recoveries Applicable to Non Operating Activities		473,301	39,575	29,466	10,109	(26%)	
		(14,038,237)	(1,184,941)	(1,185,499)			
Operating activities excluded from budget							
Add back Depreciation		8,017,000	668,074	802,256	(134,182)	20%	
Adjust (Profit)/Loss on Asset Disposal	8	45,139	0	0	0		
Adjust Provisions and Accruals		0	0	0	0		
Amount attributable to operating activities		1,176,250	(386,292)	(100,797)			
Investing activities							
Grants, Subsidies and Contributions	11	1,271,648	105,969	0	(105,969)	(100%)	▼
Proceeds from Disposal of Assets	8	305,500	0	0	0		
Land Held for Resale		0	0	0	0		
Land and Buildings	13	(930,468)	(77,511)	(18,576)	(58,935)	(76%)	▼
Infrastructure Assets - Roads	13	(2,446,404)	(203,834)	(60,282)	(143,552)	(70%)	▼
Infrastructure Assets - Other	13	(236,467)	(19,696)	(6,769)	(12,927)	(66%)	
Plant and Equipment	13	(1,215,000)	0	0	0		
Furniture and Equipment	13	(27,000)	(27,000)	0	(27,000)	(100%)	
Amount attributable to investing activities		(3,278,191)	(222,072)	(85,627)			
Financing Activities							
Proceeds from New Debentures		0	0	0	0		
Proceeds from Advances		0	0	0	0		
Self-Supporting Loan Principal		0	0	0	0		
Transfer from Reserves	7	1,005,148	0	0	0		
Advances to Community Groups		0	0	0	0		
Repayment of Debentures	10	0	0	0	0		
Transfer to Reserves	7	(634,335)	(52,856)	(13,615)	39,241	74%	▼
Amount attributable to financing activities		370,813	(52,856)	(13,615)			
Closing Funding Surplus (Deficit)	3	365,762	1,435,670	1,364,721			

▲ ▼ Indicates a variance between Year to Date (YTD) Budget and YTD Actual data as per the adopted materiality threshold.
Refer to Note 2 for an explanation of the reasons for the variance.

1,564,760

This statement is to be read in conjunction with the accompanying Financial Statements and notes.

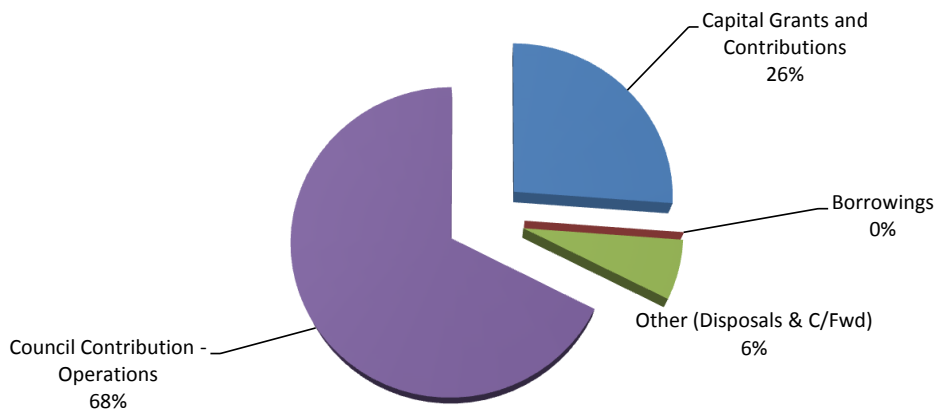
SHIRE OF YILGARN
STATEMENT OF CAPITAL ACQUISITIONS AND CAPITAL FUNDING
For the Period Ended 31 July 2018

Capital Acquisitions

	Note	YTD Actual New /Upgrade (a)	YTD Actual (Renewal Expenditure) (b)	Amended YTD Budget (d)	Amended Annual Budget	YTD Actual Total (c) = (a)+(b)	Variance (d) - (c)
		\$	\$	\$	\$	\$	\$
Land Held for Resale	13	0	0	0	0	0	0
Land and Buildings	13	11,656	6,920	77,511	930,468	18,576	58,935
Infrastructure Assets - Roads	13	60,282	0	203,834	2,446,404	60,282	143,552
Infrastructure Assets - Footpaths	13	0	0	2,248	26,987	0	2,248
Infrastructure Assets - Refuse	13	3,210	0	2,600	31,200	3,210	(610)
Infrastructure Assets - Sewerage	13	3,559	0	4,993	59,922	3,559	1,434
Infrastructure Assets - Drainage	13	0	0	1,178	14,172	0	1,178
Infrastructure Assets - Parks & Ovals	13	0	0	3,871	46,499	0	3,871
Infrastructure Assets - Other	13	0	0	4,806	57,687	0	4,806
Plant and Equipment	13	0	0	0	1,215,000	0	0
Furniture and Equipment	13	0	0	0	27,000	0	0
Capital Expenditure Totals		78,707	6,920	301,041	4,855,339	85,627	215,414
Capital acquisitions funded by:							
Capital Grants and Contributions				105,969	1,271,648	0	
Borrowings				0	0	0	
Other (Disposals & C/Fwd)				0	305,500	0	
Council Contribution - Cash Backed Reserves				0	0	0	
Council Contribution - Operations				195,072	3,278,191	85,627	
Capital Funding Total				301,041	4,855,339	85,627	

Schedule wide expenditure overs

Budgeted Capital Acquisitions Funding



SHIRE OF YILGARN
NOTES TO THE STATEMENT OF FINANCIAL ACTIVITY
For the Period Ended 31 July 2018

Note 1: Significant Accounting Policies

(a) Basis of Accounting

This statement comprises a special purpose financial report which has been prepared in accordance with Australian Accounting Standards (as they apply to local governments and not-for-profit entities), Australian Accounting Interpretations, other authoritative pronouncements of the Australian Accounting Standards Board, the Local Government Act 1995 and accompanying regulations. Material accounting policies which have been adopted in the preparation of this statement are presented below and have been consistently applied unless stated otherwise. Except for cash flow and rate setting information, the report has also been prepared on the accrual basis and is based on historical costs, modified, where applicable, by the measurement at fair value of selected non-current assets, financial assets and liabilities.

Critical Accounting Estimates

The preparation of a financial report in conformity with Australian Accounting Standards requires management to make judgements, estimates and assumptions that effect the application of policies and reported amounts of assets and liabilities, income and expenses. The estimates and associated assumptions are based on historical experience and various other factors that are believed to be reasonable under the circumstances; the results of which form the basis of making the judgements about carrying values of assets and liabilities that are not readily apparent from other sources. Actual results may differ from these estimates.

(b) The Local Government Reporting Entity

All Funds through which the Council controls resources to carry on its functions have been included in this statement. In the process of reporting on the local government as a single unit, all transactions and balances between those funds (for example, loans and transfers between Funds) have been eliminated. All monies held in the Trust Fund are excluded from the statement, but a separate statement of those monies appears at Note 12.

(c) Rounding Off Figures

All figures shown in this statement are rounded to the nearest dollar.

(d) Rates, Grants, Donations and Other Contributions

Rates, grants, donations and other contributions are recognised as revenues when the local government obtains control over the assets comprising the contributions. Control over assets acquired from rates is obtained at the commencement of the rating period or, where earlier, upon receipt of the rates.

(e) Goods and Services Tax

Revenues, expenses and assets are recognised net of the amount of GST, except where the amount of GST incurred is not recoverable from the Australian Taxation Office (ATO). Receivables and payables are stated inclusive of GST receivable or payable. The net amount of GST recoverable from, or payable to, the ATO is included with receivables or payables in the statement of financial position. Cash flows are presented on a gross basis. The GST components of cash flows arising from investing or financing activities which are recoverable from, or payable to, the ATO are presented as operating cash flows.

(f) Cash and Cash Equivalents

Cash and cash equivalents include cash on hand, cash at bank, deposits available on demand with banks and other short term highly liquid investments that are readily convertible to known amounts of cash and which are subject to an insignificant risk of changes in value and bank overdrafts. Bank overdrafts are reported as short term borrowings in current liabilities in the statement of financial position.

(g) Trade and Other Receivables

Trade and other receivables include amounts due from ratepayers for unpaid rates and service charges and other amounts due from third parties for goods sold and services performed in the ordinary course of business.

Receivables expected to be collected within 12 months of the end of the reporting period are classified as current assets. All other receivables are classified as non-current assets. Collectability of trade and other receivables is reviewed on an ongoing basis. Debts that are known to be uncollectible are written off when identified. An allowance for doubtful debts is raised when there is objective evidence that they will not be collectible.

(h) Inventories

General

Inventories are measured at the lower of cost and net realisable value. Net realisable value is the estimated selling price in the ordinary course of business less the estimated costs of completion and the estimated costs necessary to make the sale.

Land Held for Resale

Land held for development and sale is valued at the lower of cost and net realisable value. Cost includes the cost of acquisition, development, borrowing costs and holding costs until completion of development. Finance costs and holding charges incurred after development is completed are expensed. Gains and losses are recognised in profit or loss at the time of signing an unconditional contract of sale if significant risks and rewards, and effective control over the land, are passed on to the buyer at this point. Land held for sale is classified as current except where it is held as non-current based on Council's intentions to release for sale.

(i) Fixed Assets

All assets are initially recognised at cost. Cost is determined as the fair value of the assets given as consideration plus costs incidental to the acquisition. For assets acquired at no cost or for nominal consideration, cost is determined as fair value at the date of acquisition. The cost of non-current assets constructed by the local government includes the cost of all materials used in the construction, direct labour on the project and an appropriate proportion of variable and fixed overhead. Certain asset classes may be revalued on a regular basis such that the carrying values are not materially different from fair value. Assets carried at fair value are to be revalued with sufficient regularity to ensure the carrying amount does not differ materially from that determined using fair value at reporting date.

SHIRE OF YILGARN
NOTES TO THE STATEMENT OF FINANCIAL ACTIVITY
For the Period Ended 31 July 2018

Note 1: Significant Accounting Policies

(j) Depreciation of Non-Current Assets

All non-current assets having a limited useful life are systematically depreciated over their useful lives in a manner which reflects the consumption of the future economic benefits embodied in those assets

Buildings	30 to 50 years
Furniture and Equipment	4 to 10 years
Plant and Equipment	5 to 10 years
Sealed roads and streets	
formation	not depreciated
pavement	50 years
seal	
bituminous seals	30 years
asphalt surfaces	25 years
Gravel Roads	
formation	not depreciated
pavement	50 years
gravel sheet	15 years
Formed roads	
formation	not depreciated
pavement	50 years
Footpaths - slab	12 years
Sewerage piping	50 years
Water supply piping & drainage systems	50 years
Airfields and runways	30 years
Refuse disposal sites	not depreciated

(k) Trade and Other Payables

Trade and other payables represent liabilities for goods and services provided to the Council prior to the end of the financial year that are unpaid and arise when the Council becomes obliged to make future payments in respect of the purchase of these goods and services. The amounts are unsecured, are recognised as a current liability and are normally paid within 30 days of recognition.

(l) Employee Benefits

The provisions for employee benefits relates to amounts expected to be paid for long service leave, annual leave, wages and salaries and are calculated as follows:

(i) Wages, Salaries, Annual Leave and Long Service Leave (Short-term Benefits)

The provision for employees' benefits to wages, salaries, annual leave and long service leave expected to be settled within 12 months represents the amount the Shire has a present obligation to pay resulting from employees services provided to balance date. The provision has been calculated at nominal amounts based on remuneration rates the Shire expects to pay and includes related on-costs.

(ii) Annual Leave and Long Service Leave (Long-term Benefits)

The liability for long service leave is recognised in the provision for employee benefits and measured as the present value of expected future payments to be made in respect of services provided by employees up to the reporting date using the project unit credit method. Consideration is given to expected future wage and salary levels, experience of employee departures and periods of service. Expected future payments are discounted using market yields at the reporting date on national government bonds with terms to maturity and currency that match as closely as possible, the estimated future cash outflows. Where the Shire does not have the unconditional right to defer settlement beyond 12 months, the liability is recognised as a current liability.

(m) Interest-bearing Loans and Borrowings

All loans and borrowings are initially recognised at the fair value of the consideration received less directly attributable transaction costs. After initial recognition, interest-bearing loans and borrowings are subsequently measured at amortised cost using the effective interest method. Fees paid on the establishment of loan facilities that are yield related are included as part of the carrying amount of the loans and borrowings.

Borrowings are classified as current liabilities unless the Council has an unconditional right to defer settlement of the liability for at least 12 months after the balance sheet date.

Borrowing Costs

Borrowing costs are recognised as an expense when incurred except where they are directly attributable to the acquisition, construction or production of a qualifying asset. Where this is the case, they are capitalised as part of the cost of the particular asset.

(n) Provisions

Provisions are recognised when: The council has a present legal or constructive obligation as a result of past events; it is more likely than not that an outflow of resources will be required to settle the obligation; and the amount has been reliably estimated. Provisions are not recognised for future operating losses. Where there are a number of similar obligations, the likelihood that an outflow will be required in settlement is determined by considering the class of obligations as a whole. A provision is recognised even if the likelihood of an outflow with respect to any one of item included in the same class of obligations may be small.

SHIRE OF YILGARN
NOTES TO THE STATEMENT OF FINANCIAL ACTIVITY
For the Period Ended 31 July 2018

Note 1: Significant Accounting Policies

(o) Current and Non-Current Classification

In the determination of whether an asset or liability is current or non-current, consideration is given to the time when each asset or liability is expected to be settled. The asset or liability is classified as current if it is expected to be settled within the next 12 months, being the Council's operational cycle. In the case of liabilities where Council does not have the unconditional right to defer settlement beyond 12 months, such as vested long service leave, the liability is classified as current even if not expected to be settled within the next 12 months. Inventories held for trading are classified as current even if not expected to be realised in the next 12 months except for land held for resale where it is held as non current based on Council's intentions to release for sale.

(p) Nature or Type Classifications

Rates

All rates levied under the Local Government Act 1995. Includes general, differential, specific area rates, minimum rates, interim rates, back rates, ex-gratia rates, less discounts offered. Exclude administration fees, interest on instalments, interest on arrears and service

Operating Grants, Subsidies and Contributions

Refer to all amounts received as grants, subsidies and contributions that are not non-operating grants.

Non-Operating Grants, Subsidies and Contributions

Amounts received specifically for the acquisition, construction of new or the upgrading of non-current assets paid to a local government, irrespective of whether these amounts are received as capital grants, subsidies, contributions or donations.

Profit on Asset Disposal

Profit on the disposal of assets including gains on the disposal of long term investments. Losses are disclosed under the expenditure

Fees and Charges

Revenues (other than service charges) from the use of facilities and charges made for local government services, sewerage rates, rentals, hire charges, fee for service, photocopying charges, licences, sale of goods or information, fines, penalties and administration fees. Local governments may wish to disclose more detail such as rubbish collection fees, rental of property, fines and penalties, other fees and charges.

Service Charges

Service charges imposed under Division 6 of Part 6 of the Local Government Act 1995. Regulation 54 of the Local Government (Financial Management) Regulations 1996 identifies these as television and radio broadcasting, underground electricity and neighbourhood surveillance services. Exclude rubbish removal charges. Interest and other items of a similar nature received from bank and investment accounts, interest on rate instalments, interest on rate arrears and interest on debtors.

Interest Earnings

Interest and other items of a similar nature received from bank and investment accounts, interest on rate instalments, interest on rate arrears and interest on debtors.

Other Revenue / Income

Other revenue, which can not be classified under the above headings, includes dividends, discounts, rebates etc.

Employee Costs

All costs associate with the employment of person such as salaries, wages, allowances, benefits such as vehicle and housing, superannuation, employment expenses, removal expenses, relocation expenses, worker's compensation insurance, training costs, conferences, safety expenses, medical examinations, fringe benefit tax, etc.

Materials and Contracts

All expenditures on materials, supplies and contracts not classified under other headings. These include supply of goods and materials, legal expenses, consultancy, maintenance agreements, communication expenses, advertising expenses, membership, periodicals, publications, hire expenses, rental, leases, postage and freight etc. Local governments may wish to disclose more detail such as contract services, consultancy, information technology, rental or lease expenditures.

Utilities (Gas, Electricity, Water, etc.)

Expenditures made to the respective agencies for the provision of power, gas or water. Exclude expenditures incurred for the reinstatement of roadwork on behalf of these agencies.

Insurance

All insurance other than worker's compensation and health benefit insurance included as a cost of employment.

Loss on asset disposal

Loss on the disposal of fixed assets.

Depreciation on non-current assets

Depreciation expense raised on all classes of assets.

Interest expenses

Interest and other costs of finance paid, including costs of finance for loan debentures, overdraft accommodation and refinancing expenses.

Other expenditure

Statutory fees, taxes, provision for bad debts, member's fees or State taxes. Donations and subsidies made to community groups.

SHIRE OF YILGARN
NOTES TO THE STATEMENT OF FINANCIAL ACTIVITY
For the Period Ended 31 July 2018

Note 1: Significant Accounting Policies

(r) Program Classifications (Function/Activity)

Shire operations as disclosed in these financial statements encompass the following service orientated activities/programs.

GOVERNANCE

Objective:

To provide a decision making process for the efficient allocation of scarce resources.

Activities:

Includes the activities of members of council and the administrative support available to the council for the provision of governance of the district. Other costs relate to the task of assisting elected members and ratepayers on matters which do not concern specific council services.

GENERAL PURPOSE FUNDING

Objective:

To collect revenue to allow for the provision of services.

Activities:

Rates, general purpose government grants and interest revenue.

LAW, ORDER, PUBLIC SAFETY

Objective:

To provide services to help ensure a safer and environmentally conscious community.

Activities:

Supervision and enforcement of various local laws relating to fire prevention, animal control and other aspects of public safety including emergency services.

HEALTH

Objective:

To provide an operational framework for environmental and community health.

Activities:

Inspection of food outlets and their control, provision of meat inspection services, noise control and waste disposal compliance.

EDUCATION AND WELFARE

Objective:

To provide services to disadvantaged persons, the elderly, children and youth.

Activities:

Maintenance of child minding centre, playgroup centre, senior citizen centre and aged care centre. Provision and maintenance of home and community care programs and youth services.

HOUSING

Objective:

To provide and maintain elderly residents housing.

Activities:

Provision and maintenance of elderly residents housing.

COMMUNITY AMENITIES

Objective:

To provide services required by the community.

Activities:

Rubbish collection services, operation of rubbish disposal sites, litter control, construction and maintenance of urban storm water drains, protection of the environment and administration of town planning schemes, cemetery and public conveniences.

RECREATION AND CULTURE

Objective:

To establish and effectively manage infrastructure and resource which will help the social well being of the community.

Activities:

Maintenance of public halls, civic centres, aquatic centre, beaches, recreation centres and various sporting facilities. Provision and maintenance of parks, gardens and playgrounds. Operation of library, museum and other cultural facilities.

TRANSPORT

Objective:

To provide safe, effective and efficient transport services to the community.

Activities:

Construction and maintenance of roads, streets, footpaths, depots, cycle ways, parking facilities and traffic control. Cleaning of streets and maintenance of street trees, street lighting etc.

ECONOMIC SERVICES

Objective:

To help promote the shire and its economic wellbeing.

Activities:

Tourism and area promotion including the maintenance and operation of a caravan park. Provision of rural services including weed control, vermin control and standpipes. Building Control.

OTHER PROPERTY AND SERVICES

Objective:

To monitor and control Shire overheads operating accounts.

Activities:

Private works operation, plant repair and operation costs and engineering operation costs.

SHIRE OF YILGARN
NOTES TO THE STATEMENT OF FINANCIAL ACTIVITY
For the Period Ended 31 July 2018

Note 2: Explanation of Material Variances

The material variance thresholds are adopted annually by Council as an indicator of whether the actual expenditure or revenue varies from the year to date budget materially.

The material variance adopted by Council for the 2018/19 year is \$30,000 or 10% whichever is the greater.

Reporting Program	Var. \$	Var. %	Var.	Timing/ Permanent	Explanation of Variance
Operating Revenues	\$	%			
Economic Services	154,310	349%	▲	Timing	↔
Community Amenities	67,127	20%	▲	Timing	Schedule wide expenditure overs
Recreation and Culture	(41,723)	(28%)	▼	Timing	Schedule wide expenditure unders
Capital Revenues					
Grants, Subsidies and Contributions	(105,969)	(100%)	▼	Timing	
Capital Expenses					
Land and Buildings	(911,892)	(98%)	▼	Timing	Schedule wide expenditure unders

‡

SHIRE OF YILGARN
NOTES TO THE STATEMENT OF FINANCIAL ACTIVITY
For the Period Ended 31 July 2018

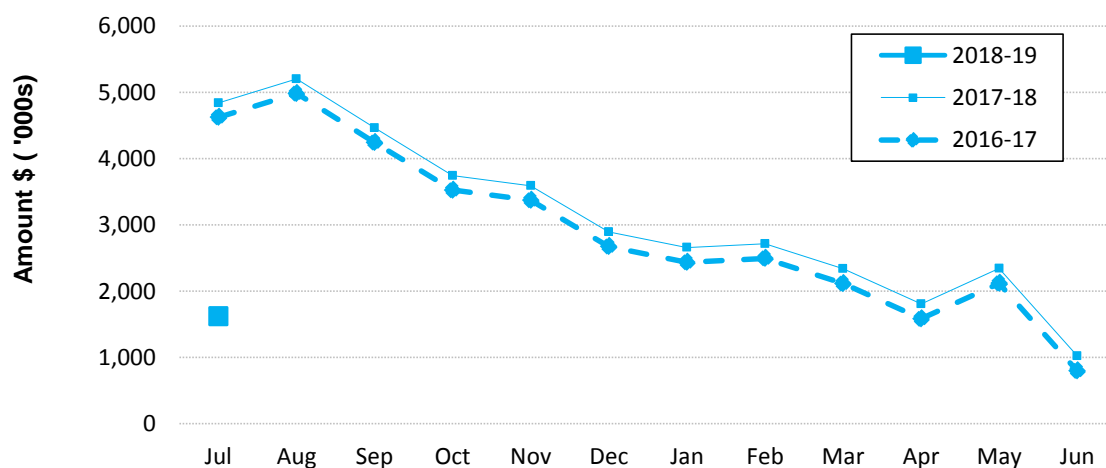
Note 3: Net Current Funding Position

Positive=Surplus (Negative=Deficit)

		Last Years Closing	This Time Last Year	Current
	Note	30 Jun 2018	31 Jul 2017	31 Jul 2018
		\$	\$	\$
Current Assets				
Cash Unrestricted	4	1,721,461	655,577	1,413,360
Cash Restricted	4	6,106,216	5,640,497	6,119,330
Receivables - Rates	6	733,500	491,940	693,545
Receivables - Other	6	42,580	59,709	44,550
Interest / ATO Receivable/Trust		16,462	(40,200)	(301,656)
Inventories		39,137	84,130	44,466
		8,659,356	6,891,652	8,013,595
Less: Current Liabilities				
Payables		(236,983)	(219,050)	(110,176)
Provisions		(219,267)	(192,685)	(218,828)
		(456,250)	(411,735)	(329,004)
Less: Cash Reserves	7	(6,106,216)	(5,640,497)	(6,119,831)
Net Current Funding Position		2,096,890	839,421	1,564,760

ex

Note 3 - Liquidity Over the Year



Comments - Net Current Funding Position

SHIRE OF YILGARN
NOTES TO THE STATEMENT OF FINANCIAL ACTIVITY
For the Period Ended 31 July 2018

Note 4: Cash and Investments

	Unrestricted	Restricted	Trust	Total Amount	Institution	Interest Rate	Maturity Date
	\$	\$	\$	\$			
(a) Cash Deposits							
Muni Funds - Bank Working Acc	9,315			9,315	Westpac	0.10%	At Call
Muni Funds - Bank Investment Acc	1,297,955			1,297,955	Westpac	0.50%	At Call
Trust Fund Bank			315,434	315,434	Westpac	0.10%	At Call
Cash On Hand	1,350			1,350			
(b) Term Deposits							
Muni Funds - Notice Saver (31 Days)	104,740			104,740	Westpac	2.35%	31 Days from Call
Muni Funds - Notice Saver (60 Days)	0			0	Westpac	2.40%	60 Days from Call
Muni Funds - Notice Saver (90 Days)	0			0	Westpac	2.45%	90 Days from Call
Reserve Funds - Notice Saver (90 Days)		6,119,330		6,119,330	Westpac	2.45%	90 Days from Call
Total	1,413,360	6,119,330	315,434	7,848,124			

Comments/Notes - Investments

Schedule wide expenditure overs

SHIRE OF YILGARN
NOTES TO THE STATEMENT OF FINANCIAL ACTIVITY
For the Period Ended 31 July 2018

Note 5: Budget Amendments

Amendments to original budget since budget adoption. Surplus/(Deficit)

GL Code	Description	Council Resolution	Classification	Non Cash Adjustment	Increase in Available Cash	Decrease in Available Cash	Amended Budget Running Balance
	Budget Adoption			\$	\$	\$	\$
	Nil						0
	Changes Due to Timing						
	Nil						0
				0	0	0	

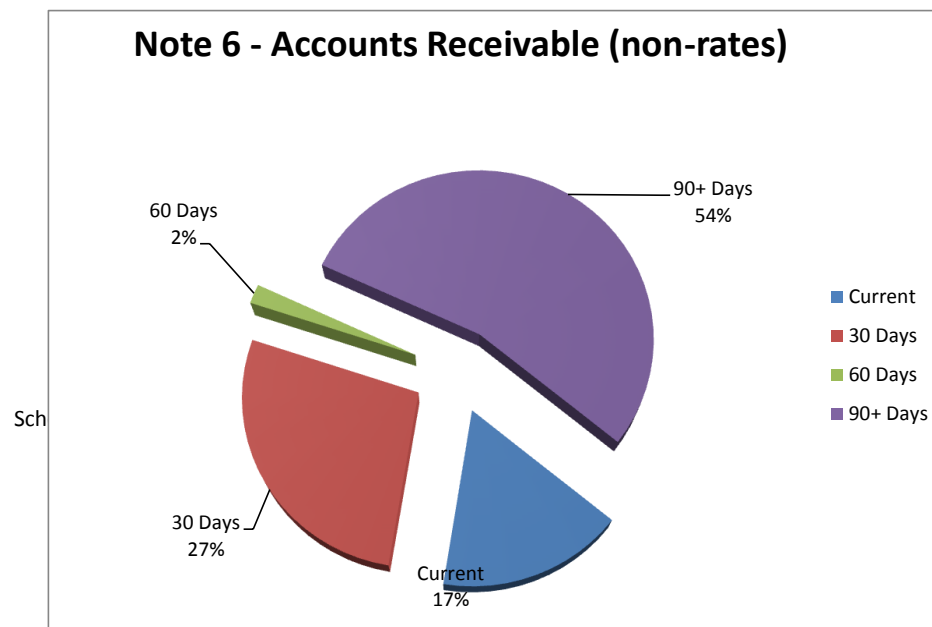
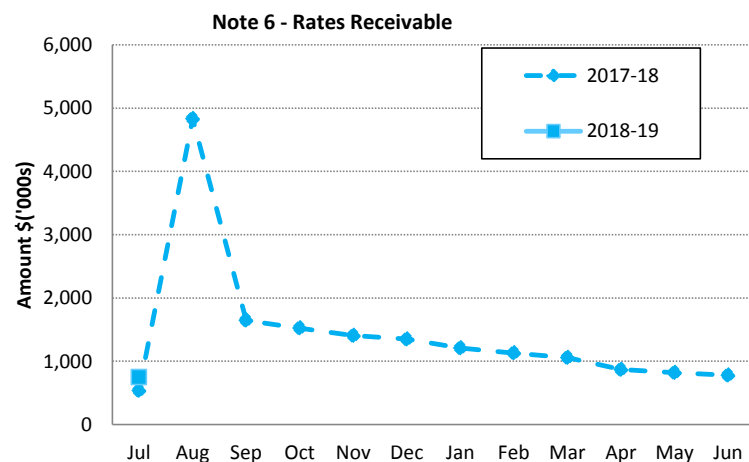
SHIRE OF YILGARN
NOTES TO THE STATEMENT OF FINANCIAL ACTIVITY
For the Period Ended 31 July 2018

Note 6: Receivables

Receivables - Rates Receivable	31 Jul 2018	30 June 2018
	\$	\$
Opening Arrears Previous Years	733,500	392,750
Levied this year	0	3,966,019
<u>Less</u> Collections to date	(37,747)	(3,625,269)
Equals Current Outstanding	695,753	733,500
Net Rates Collectable	695,753	733,500
% Collected	5.15%	83.17%

Receivables - General	Current	30 Days	60 Days	90+ Days	Total
	\$	\$	\$	\$	\$
Receivables - General	7,455	12,224	816	24,055	44,550
Balance per Trial Balance					
Sundry Debtors					44,550
Receivables - Other					0
Total Receivables General Outstanding					44,550

Amounts shown above include GST (where applicable)



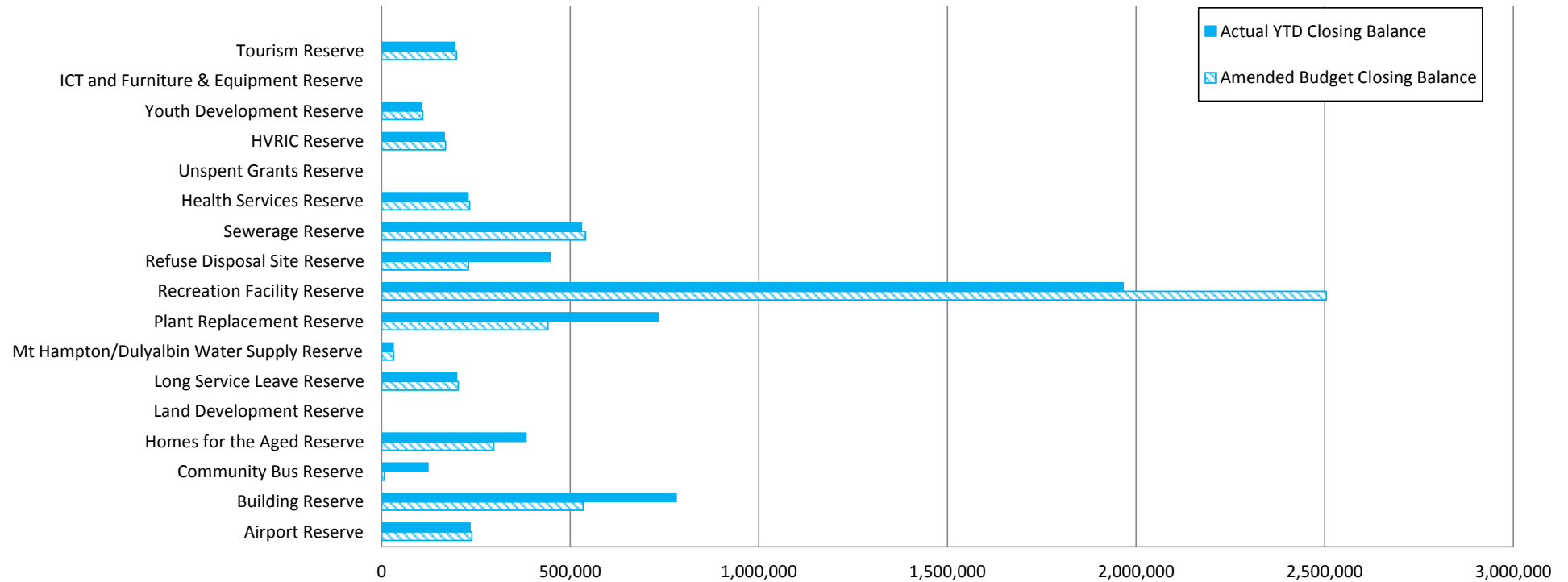
SHIRE OF YILGARN
NOTES TO THE STATEMENT OF FINANCIAL ACTIVITY
For the Period Ended 31 July 2018

Note 7: Cash Backed Reserve

Name	Opening Balance	Amended Budget Interest Earned	Actual Interest Earned	Amended Budget Transfers In (+)	Actual Transfers In (+)	Amended Budget Transfers Out (-)	Actual Transfers Out (-)	Amended Budget Closing Balance	Actual YTD Closing Balance
	\$	\$	\$	\$	\$	\$	\$	\$	\$
Airport Reserve	233,865	5,145	516	0		0		239,010	234,381
Building Reserve	778,967	17,137	1,720	0		(262,165)		533,939	780,687
Community Bus Reserve	122,260	2,690	270	0		(117,500)		7,450	122,530
Homes for the Aged Reserve	381,977	8,403	843	0		(93,483)		296,897	382,820
Land Development Reserve	0	0	0	0		0		0	0
Long Service Leave Reserve	198,561	4,368	438	0		0		202,929	198,999
Mt Hampton/Dulyalbin Water Supply Reserve	30,509	671	67	0		0		31,180	30,576
Plant Replacement Reserve	731,906	16,102	1,616	0		(307,000)		441,008	733,522
Recreation Facility Reserve	1,961,271	43,148	4,329	500,000		0		2,504,419	1,965,600
Refuse Disposal Site Reserve	445,326	9,797	983	0		(225,000)		230,123	446,309
Sewerage Reserve	528,409	11,625	1,166	0		0		540,034	529,575
Health Services Reserve	228,061	5,017	503	0	503	0		233,078	229,067
Unspent Grants Reserve	0	0	0	0		0		0	0
HVRIC Reserve	165,607	3,643	0	0		0		169,250	165,607
Youth Development Reserve	105,856	2,329	234	0		0		108,185	106,090
ICT and Furniture & Equipment Reserve	0	0	0	0		0		0	0
Tourism Reserve	193,641	4,260	427	0		0		197,901	194,068
	6,106,216	134,335	13,112	500,000	503	(1,005,148)	0	5,735,403	6,119,831

SHIRE OF YILGARN
NOTES TO THE STATEMENT OF FINANCIAL ACTIVITY
For the Period Ended 31 July 2018

Note 7 - Year To Date Reserve Balance to End of Year Estimate



SHIRE OF YILGARN
NOTES TO THE STATEMENT OF FINANCIAL ACTIVITY
For the Period Ended 31 July 2018

Note 8: Disposal of Assets

Asset Number	Asset Description	YTD Actual				Amended Budget			
		Net Book				Net Book			
		Value	Proceeds	Profit	(Loss)	Value	Proceeds	Profit	(Loss)
		\$	\$	\$	\$	\$	\$	\$	\$
	Plant and Equipment								
1864	GRADER - JOHN DEERE 770G - YL 672					145,752	70,000		(75,752)
1891	UTE - 2013 MAZDA BT-50 2WD TRAYTOP - YL363					9,412	18,000	8,588	
1995	UTE - 2015 TOYOTA LANDCRUISER 70 SC - YL38					29,304	35,000	5,696	
2002	UTE - 2015 TOYOTA LANDCRUISER WORKMATE - YL5067					18,725	35,000	16,275	
2005	UTE - 2015 TOYOTA HILUX - YL13					24,312	20,000		(4,312)
P5142	TRUCK - 2013 FUSO FIGHTER 1024 CAB CHASSIS - YL329					45,993	35,500		(10,493)
P5138	BUS - FUSO ROSA STANDARD 4.9L MANUAL - YL 414					45,993	35,000		(10,993)
2007	2016 TOYOTA KLUGER GRANDE AWD - YL1					10,248	32,000	21,752	
2010	UTE - 2016 FORD XSL RANGER DUAL 4X4 - YL252					20,900	25,000	4,100	
		0	0	0	0	350,639	305,500	56,411	(101,550)

SHIRE OF YILGARN
NOTES TO THE STATEMENT OF FINANCIAL ACTIVITY
For the Period Ended 31 July 2018

Note 9: Rating Information

	Rate in	Number of Properties	Rateable Value	YTD Actual				Amended Budget			
				Rate Revenue	Interim Rates	Back Rates	Total Revenue	Rate Revenue	Interim Rate	Back Rate	Total Revenue
	\$		\$	\$	\$	\$	\$	\$	\$	\$	\$
RATE TYPE											
Differential General Rate											
GRV - Residential/Industrial	11.1773	392	3,315,342	0	0	0	0	370,565	0	0	370,565
GRV - Commercial	7.8681	24	812,765	0	0	0	0	63,949	0	0	63,949
GRV - Minesite	15.7362	4	529,564	0	0	0	0	83,333	0	0	83,333
GRV - Single Persons Quarters	15.7362	9	1,963,619	0	0	0	0	308,999	0	0	308,999
UV - Rural	1.7487	373	96,415,231	0	0	0	0	1,686,055	0	0	1,686,055
UV - Mining Tenement	17.3058	289	7,600,381	0	0	0	0	1,315,303	0	0	1,315,303
Sub-Totals		1,091	110,636,902	0	0	0	0	3,828,204	0	0	3,828,204
Minimum Payment	\$										
GRV - Residential/Industrial	500.00	123	171,997	0	0	0	0	61,500	0	0	61,500
GRV - Commercial	400.00	15	20,061	0	0	0	0	6,000	0	0	6,000
GRV - Minesite	400.00	3	400.00	0	0	0	0	1,200	0	0	1,200
GRV - Single Persons Quarters	400.00	1	400	0	0	0	0	400	0	0	400
UV - Rural	400.00	39	331,445	0	0	0	0	15,600	0	0	15,600
UV - Mining Tenement	400.00	240	266,009	0	0	0	0	96,000	0	0	96,000
Sub-Totals		421	790,312	0	0	0	0	180,700	0	0	180,700
		1,512	111,427,214	0	0	0	0	4,008,904	0	0	4,008,904
Concession							0				(140,000)
Amount from General Rates							0				3,868,904
Ex-Gratia Rates							0				33,085
Totals							0				3,901,989

Schedule wide expenditure overs

Comments - Rating Information

SHIRE OF YILGARN
NOTES TO THE STATEMENT OF FINANCIAL ACTIVITY
For the Period Ended 31 July 2018

Note 10: Information on Borrowings

(a) Debenture Repayments

The Shire of Yilgarn has no loan borrowings in 2018/19.

(b) New Debentures

The Shire of Yilgarn has not budgeted to raise any new budgeted funds during 2018/19.

SHIRE OF YILGARN
NOTES TO THE STATEMENT OF FINANCIAL ACTIVITY
For the Period Ended 31 July 2018

Note 11: Grants and Contributions

	Grant Provider	Type	Opening Balance (a)	Amended Budget Operating	Capital	YTD Budget	Annual Budget (d)	Expected (d)+(e)	YTD Actual Revenue	(Expended) (c)	Unspent Grant (a)+(b)+(c)
				\$	\$	\$			\$	\$	\$
General Purpose Funding											
Grants Commission - General	WALGGC	Operating	0	436,557	0	0	436,557	436,557	0	0	0
Grants Commission - Roads	WALGGC	Operating	0	726,855	0	0	726,855	726,855	0	0	0
Law, Order and Public Safety											
FESA Grant - Operating Bush Fire Brigade	Dept. of Fire & Emergency Serv.	Operating - Tied	0	54,510	0	13,627	54,510	54,510	0	0	0
Education & Welfare											
DRD Grant - Community Resource Centre Operations	Regional Development	Operating - Tied	0	0	0	7,666	0	0	25,193	(25,193)	0
Centrelink Commissions	Centrelink	Operating	0	5,000	0	416	5,000	5,000	5,491	(5,491)	0
Sport & Recreation Grant - Kidsport	Dept. Sport & recreation	Operating - Tied	0	1,000	0	83	1,000	1,000	0	0	0
Grant - Seniors Week	Council on the Aged	Operating - Tied	0	800	0	66	800	800	0	0	0
Community Amenities											
Grants - Various Community Development Programs	Various	Operating	Various	1,000	0	0	1,000	1,000	0	0	0
Recreation and Culture											
Sport & Recreation Grant - Swimming Pool	Dept. Sport & recreation	Operating - Tied	0	0	0	0	0	0	0	0	0
DRD Community Chest Grant - Outdoor Fitness Centre	Regional Development	Non-operating	0	0	0	0	0	0	0	0	0
Mt Hampton Tennis Club - Facility Upgrade Contrib.	Mt Hampton Tennis Club	Non-operating	0	0	0	0	0	0	0	0	0
Transport											
Main Roads - Direct Grant	Main Roads WA	Operating - Tied	0	196,931	0	16,410	196,931	196,931	0	0	0
HVRIC - WA Salt	WA Salt	Operating	0	45,000	0	3,750	45,000	45,000	0	0	0
Roads To Recovery Grant - Cap	Roads to Recovery	Non-operating	0	0	541,618	45,134	541,618	541,618	0	0	0
RRG Grants - Capital Projects	Regional Road Group	Non-operating	0	0	730,030	60,835	730,030	730,030	0	0	0
Street Light Operation Subsidy	Main Roads WA	Operating	Schedule wii	9,400	0	0	9,400	9,400	0	0	0
Economic Services											
Biodiversity Fund Project - Saly Bush Trees	Dept. of the Environment	Operating - Tied	0	0	0	0	0	0	0	(1,993)	0
Skeleton Weed LAG Program	State Skeleton Weed Committee	Operating - Tied	0	175,000	0	14,583	175,000	175,000	175,000	(34,750)	140,250
TOTALS			0	1,652,053	1,271,648	162,570	2,923,701	2,923,701	205,684	(67,427)	140,250
SUMMARY											
Operating	Operating Grants, Subsidies and Contributions			1,223,812	0	4,166	1,223,812	1,223,812	5,491	(5,491)	0
Operating - Tied	Tied - Operating Grants, Subsidies and Contributions		0	428,241	0	52,435	428,241	428,241	200,193	(61,936)	140,250
Non-operating	Non-operating Grants, Subsidies and Contributions		0	0	1,271,648	105,969	1,271,648	1,271,648	0	0	0
TOTALS			0	1,652,053	1,271,648	162,570	2,923,701	2,923,701	205,684	(67,427)	140,250

SHIRE OF YILGARN
NOTES TO THE STATEMENT OF FINANCIAL ACTIVITY
For the Period Ended 31 July 2018

Note 12: Trust Fund

Funds held at balance date over which the Shire has no control and which are not included in this statement are as follows:

Description	Opening Balance	Amount	Amount	Closing Balance
	01 Jul 2018	Received	Paid	31 Jul 2018
	\$	\$	\$	\$
Police Licensing	5,757	37,387	(37,387)	5,757
Builders Levy	5,340	62	0	5,402
Transwa Bookings	3,789	1,288	(810)	4,267
Staff Personal Dedns	42,937	3,100	0	46,037
Housing Tenancy Bonds	10,660	0	0	10,660
Hall Hire Bonds And Deposits	3,108	0	0	21,085
Security Key System - Key Bonds	1,530	350	0	1,880
Skeleton Weed	53,887	0	0	53,887
Clubs & Groups	2,754	7,717	0	10,471
Third Party Contributions	6,548	0	0	6,548
Rates Overpaid	15,756	0	0	15,756
Medical Services Provision	107,093	0	0	107,093
YBTC Sinking Fund	26,664	0	0	26,664
Dump Point	92	0	0	Schedule wide ex
SXFC Sinking Fund	2,000	0	0	2,000
Museum Trust	15,813	0	0	15,813

SHIRE OF YILGARN
NOTES TO THE STATEMENT OF FINANCIAL ACTIVITY
For the Period Ended 31 July 2018

Note 13: Capital Acquisitions









		YTD Actual			Amended Budget			
Assets	Account	New/Upgrade	Renewal	Total YTD	Annual Budget	YTD Budget	YTD Variance	Strategic Reference / Comment
		\$	\$	\$	\$	\$	\$	
<div><div></div><div>Level of completion indicator, please see table at the end of this note for further detail.</div></div>								
Land & Buildings								
Law & Order								
<div></div>	Moorine Rock Fire Shed Construction	E05254	0	0	0	(51,000)	(4,250)	4,250
Law & Order Total			0	0	0	(51,000)	(4,250)	4,250
Education & Welfare								
<div></div>	Child Care Centre Capital - Install Patio Roff & Concrete Ramp	E08250	E08250	0	0	(10,000)	(833)	833
<div></div>	Senior Citizens Centre - Replace Skittings & Flooring	E08350	0	0	0	(21,273)	(1,771)	1,771
<div></div>	Homes for the Aged - Capital Renewals	J08401	0	(6,227)	(6,227)	(78,207)	(6,515)	288
Education & Welfare Total			0	(6,227)	(6,227)	(109,480)	(9,119)	2,892
Housing								
<div></div>	37 Taurus Street - Bathrooms Renovations painting & other works	E09153	0	0	0	(42,929)	(3,575)	3,575
<div></div>	2 Libra Place - Electrical Rewire - Full House	E09251	0	0	0	(8,000)	(666)	666
<div></div>	120 Antares Street - R/C Aircon, B/Room Wardrobes & external Paint	E09413	0	0	0	(32,865)	(2,737)	0
<div></div>	103 Altair Street - Replace Rear Asbestos Fence	E09550	0	(415)	(415)	(8,234)	(684)	269
<div></div>	91A Antares Street - Renovate kitchen & Bathroom, internal paint	E09551	Schedule wide e	0	0	(20,787)	(1,730)	1,730
Housing Total			0	(415)	(415)	(112,815)	(9,392)	6,240
Community Amenities								
<div></div>	Reserve 9895(Old Shire Depot) Men's Shed - Power Board upgrade	J10712	0	0	0	(7,800)	(650)	650
Community Amenities Total			0	0	0	(7,800)	(650)	650
Recreation And Culture								
<div></div>	SX Community Centre - Upgrade Security Camera, Replace doors	J11150	0	0	0	(32,147)	(2,677)	2,677
<div></div>	Bullfinch Hall - Replace Airconditioner	E11153	0	0	0	(6,000)	(500)	500
<div></div>	Mount Hampton Tennis Court Resurface	E11342	0	0	0	(45,000)	(3,750)	3,750
<div></div>	Unisex Ambulatory Toilets - Constellation Park	SPORT3	0	0	0	(25,000)	(2,083)	2,083
<div></div>	SX Community Centre - Upgrade Security Camera, Replace doors	SPORT9	0	0	0	(9,221)	(767)	767
<div></div>	SX Sports Complex Building -Capital Renewals C/FW	SPRT10	0	0	0	(202,372)	(16,862)	16,862
<div></div>	Yilgarn History Museum - Replace internal doors, paint rooms	J11502	0	0	0	(22,720)	(1,892)	1,892

Note 13: Capital Acquisitions

Age Group	Number of People
18-24	10
25-34	20
35-44	30
45-54	40






















SHIRE OF YILGARN
NOTES TO THE STATEMENT OF FINANCIAL ACTIVITY
For the Period Ended 31 July 2018

Note 13: Capital Acquisitions

Assets	Account	YTD Actual			Amended Budget			Strategic Reference / Comment
		New/Upgrade	Renewal	Total YTD	Annual Budget	YTD Budget	YTD Variance	
		\$	\$	\$	\$	\$	\$	
Other Property & Services								
 Administration Centre - Capital Renewals	E14650	0	(55)	(55)	(34,512)	(2,874)	2,819	
 11 Antares Street - Replace Roof, Full Renovations	E14654	0	0	0	(26,000)	(2,166)	2,166	
Other Property & Services Total	Total	0	(55)	(55)	(60,512)	(5,040)	4,985	
Land & Buildings Total								
		(11,656)	(6,920)	(18,576)	(930,468)	(77,511)	56,198	
Furniture & Office Equip.								
Other Property & Services								
 Computer Hardware Upgrade/C/Fwd	E14653	0	0	0	(27,000)	(2,250)	2,250	
Other Property & Services Total		0	0	0	(27,000)	(2,250)	2,250	
Furniture & Office Equip Total		0	0	0	(27,000)	(2,250)	2,250	
Plant , Equip. & Vehicles								
Community Amenities								
 New Plant Item - Loader at Refuse Disposal Site	J10107	0	0	0	(225,000)	0	0	
 YL 414 - Fuso Rosa Standard - Replace Asset P5138 (Community Bus)	E10842	0	0	0	(152,500)	0	0	
Community Amenities Total		0	0	0	(377,500)	0	0	
Recreation And Culture								
 YL 13 - Toyota Hilux - Replace Asset 2005(Parks & Gardens)	E11357	0	0	0	(52,000)	0	0	
Recreation And Culture Total		0	0	0	(52,000)	0	0	
Transport								
 YL 672 - John Deere Grader 770G	E12350	0	0	0	(377,000)	0	0	
 YL 363 - Mazda BT - 50 2WD Traytop	E12350	0	0	0	(49,500)	0	0	






SHIRE OF YILGARN
NOTES TO THE STATEMENT OF FINANCIAL ACTIVITY
For the Period Ended 31 July 2018

Note 13: Capital Acquisitions

			YTD Actual			Amended Budget			
Assets		Account	New/Upgrade	Renewal	Total YTD	Annual Budget	YTD Budget	YTD Variance	Strategic Reference / Comment
			\$	\$	\$	\$	\$	\$	
	YL 38 - Toyota LandCruiser 70 SC	E12350	0	0	0	(59,500)	0	0	
	YL5067 - Toyota LandCruiser (Workmate)	E12350	0	0	0	(59,500)	0	0	
	New Asset - Water Tank	E12350	0	0	0	(27,500)	0	0	
	YL 329 - Fuso Fighter 1024 CAB Chassis	E12350	0	0	0	(85,000)	0	0	
	Depot Tools & Minor Plant	E12351	0	0	0	(11,000)	0	0	
Transport Total			0	0	0	(669,000)	0	0	
Other Property & Services									
	YL 252 - Ford Ranger(MRS)	E14750			0	(53,000)	0	0	
	YL 50 - Toyota Kluger(CEO)	E14750			0	(63,500)	0	0	
Other Property & Services Total			0	0	0	(116,500)	0	0	
Plant , Equip. & Vehicles Total			0	0	0	(1,215,000)	0	0	
Infrastructure - Roads (Non Town)									
Transport									
	R2030 - M40 - 10 Mm Bitumen Reseal - Slk 15.0 - 21.0(18/19)	RRG06	0	0	0	(180,190)	(15,014)	15,014	
	R2030 - Koolyanobbing Road - Construct to 7 mSeal - slk 5.0 - 8.0	RRG07	(38,427)	0	(38,427)	(564,965)	(47,078)	8,651	
	R2030 - Koolyanobbing Road -10 Mm Reseal - slk 2.0 - 5.0(18/19)	RRG08	0	0	0	(96,661)	(8,053)	8,053	
	R2030 - Moorine South Rd 10Mm Bitumen Reseal - Slk 00 - 8.5(18/Reseal)	RRG09	0	0	0	(261,993)	(21,830)	21,830	
	R2R - Crampthorn Road - Bitumen Seal- slk 21.8 - 23.8(18/19)	R2R13	0	0	0	(58,054)	(4,836)	4,836	
	R2R - Crampthorn Road - Construct to 7M seal - slk 5.0 - 8.0(18/19)	R2R14	(1,865)	0	(1,865)	(243,887)	(20,322)	18,457	
	R2R - Bodallin South Road - Construct to 7M seal - slk 1.2 - 2.7(18/19)	R2R15	0	0	0	(239,986)	(19,996)	19,996	
	RRU - Kent Road - Gravel Overlay - slk 9.5 -11.5(18/19)	RRU01	(19,990)	0	(19,990)	(83,438)	(6,951)	(13,039)	
	RRU - Nulla Nulla Sth Road - Formation & Gravel -slk 37.5	RRU06	0	0	0	(87,070)	(7,254)	7,254	
	RRU - Southern Cross South Sth Road - Formation & Gravel Overlay slk 1	RRU07	0	0	0	(94,397)	(7,864)	7,864	
	RRU - Cockatt Tank Road - Formation & Gravel Overlay - slk 3.00 -5	RRU08	0	0	0	(97,140)	(8,094)	8,094	
	RRU - Emu Fence Road - Formation & Gravel Overlay - slk 133.5 - 1	RRU09	0	0	0	(97,496)	(8,122)	8,122	
	RRU - Gatley Road - Formation & Gravel Overlay - slk 6.5 -8.5(18/19)	RRU10	0	0	0	(91,425)	(7,617)	7,617	
	RRU - Koolyanobbing Road 10Mm Bitumen Reseal - Slk 25.0 - 27.0(18/19)	RRU11	0	0	0	(50,096)	(4,173)	4,173	
Transport Total			(60,282)	0	(60,282)	(2,246,798)	(187,204)	126,922	
Infrastructure - Roads (Non Town) Total			(60,282)	0	(60,282)	(2,246,798)	(187,204)	126,922	





SHIRE OF YILGARN
NOTES TO THE STATEMENT OF FINANCIAL ACTIVITY
For the Period Ended 31 July 2018

Note 13: Capital Acquisitions

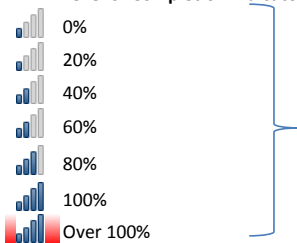
		YTD Actual			Amended Budget			
Assets	Account	New/Upgrade	Renewal	Total YTD	Annual Budget	YTD Budget	YTD Variance	Strategic Reference / Comment
		\$	\$	\$	\$	\$	\$	
Infrastructure - Roads (Town)								
	Transport							
	TRU - Parking Area Corner Antares St &Geh - Sealing & Kerbing	TRU03	0	0	0	(38,314)	(3,192)	3,192
	TRU - Achener Street - Asphalt Overlay (18/19)	TRU04	0	0	0	(161,292)	(13,438)	13,438
	Transport Total		0	0	0	(199,606)	(16,630)	16,630
Infrastructure - Roads (Town) Total		0	0	0	(199,606)	(16,630)	16,630	
Infrastructure - Footpaths								
	Transport							
	Concrete Footpath - Lennenberg St - Marvel Loch	E12103	0	0	0	(26,987)	(2,248)	2,248
	Transport Total		0	0	0	(26,987)	(2,248)	2,248
Infrastructure - Footpaths Total		0	0	0	(26,987)	(2,248)	2,248	
Infrastructure - Refuse								
	Community Amenities							
	SX Refuse Disposal Site - Capital	J10107	(3,210)	0	(3,210)	(31,200)	(2,600)	(610)
	Community Amenities Total		(3,210)	0	(3,210)	(31,200)	(2,600)	(610)
Infrastructure - Refuse Total		(3,210)	0	(3,210)	(31,200)	(2,600)	(610)	
Infrastructure - Sewerage								
	Community Amenities							
	SX Sewerage Scheme - Capital	E10350	(3,559)	0	(3,559)	(39,350)	(3,279)	(280)
	ML SewerageScheme - Capital	E10450	0	0	0	(20,572)	(1,714)	1,714
	Community Amenities Total		(3,559)	0	(3,559)	(59,922)	(4,993)	1,434
Infrastructure - Sewerage Total		(3,559)	0	(3,559)	(59,922)	(4,993)	1,434	
Infrastructure - Drainage								
	Community Amenities							
	Southern Cross Drainage - Upgrades	J10901	0	0	0	(14,172)	(1,178)	1,178
	Community Amenities Total		0	0	0	(14,172)	(1,178)	1,178

SHIRE OF YILGARN
NOTES TO THE STATEMENT OF FINANCIAL ACTIVITY
For the Period Ended 31 July 2018

Note 13: Capital Acquisitions

Assets	Account	YTD Actual			Amended Budget			Strategic Reference / Comment
		New/Upgrade	Renewal	Total YTD	Annual Budget	YTD Budget	YTD Variance	
		\$	\$	\$	\$	\$	\$	
Infrastructure - Drainage Total		0	0	0	(14,172)	(1,178)	1,178	
Infrastructure - Parks & Ovals								
Community Amenities								
 Rotary Park- Replace Rotunda/Seating & Install Water Fountain	J10711	0	0	0	(22,749)	(1,894)	1,894	
Recreation & Culture								
 Toddler Playground Equipment	E11352	0	0	0	(23,750)	(1,977)	1,977	
Community Amenities Total		0	0	0	(46,499)	(3,871)	3,871	
Infrastructure - Parks & Ovals Total		0	0	0	(46,499)	(3,871)	3,871	
Infrastructure - Other								
Community Amenities								
 Upgrade Cemetary Map & Signage	E10751	0	0	0	(3,500)	(291)	291	
Economic Services								
 Standpipe Upgrade - Automated Controller	E13401	0	0	0	(54,187)	(4,515)	4,515	
Community Amenities Total		0	0	0	(57,687)	(4,806)	4,806	
Infrastructure - Other Total		0	0	0	(57,687)	(4,806)	4,806	
Capital Expenditure Total		(78,707)	(6,920)	(85,627)	(4,855,339)	(303,291)	214,927	

Level of Completion Indicators



Percentage YTD Actual to Annual Budget
Expenditure over budget highlighted in red.

(1)

Attachments

9.2.2

Date: 08/08/2018
Time: 3:16:27PM

SHIRE OF YILGARN

USER: Kayla Cuffe
PAGE: 1

Cheque /EFT No	Date	Name	Invoice Description	Bank Code	INV Amount	Amount
40654	19/07/2018	BULLFINCH PROGRESS ASSOCIATION	REIMBUSEMENT - MANAGEMENT OF BULLFINCH CARAVAN PARK	A		673.00
40655	19/07/2018	LGRCEU	Payroll deductions	A		20.50
40656	19/07/2018	SHIRE OF YILGARN	Payroll deductions	A		1,520.00
40657	19/07/2018	SHIRE OF YILGARN	RATES DEDUCTION INVOICE #63 MARK CULLEN	A		1,000.00
40658	19/07/2018	YILGARN SHIRE SOCIAL CLUB	Payroll deductions	A		126.00
40659	19/07/2018	TELSTRA	PHONE - JUNE 2018 - SHIRE	A		2,274.73
40660	19/07/2018	WHEATBELT AGCARE	CONTRIBUTION TO RURAL FAMILY COUNSELLING SERVICE FOR 2018/2019	A		550.00
40661	01/08/2018	LGRCEU	Payroll deductions	A		20.50
40662	01/08/2018	SHIRE OF YILGARN	Payroll deductions	A		1,520.00
40663	01/08/2018	SHIRE OF YILGARN	RATES DEDUCTION INVOICE #65 - MARK CULLEN	A		500.00
40664	01/08/2018	YILGARN SHIRE SOCIAL CLUB	Payroll deductions	A		126.00

REPORT TOTALS

Bank Code	Bank Name	TOTAL
A	MUNICIPAL FUND	8,330.73
TOTAL		8,330.73

Date: 08/08/2018
Time: 3:17:27PM

SHIRE OF YILGARN

USER: Kayla Cuffe
PAGE: 1

Cheque /EFT No	Date	Name	Invoice Description	Bank Code	INV Amount	Amount
EFT7768	19/07/2018	NICHOLAS WARREN	REIMBURSEMENT - CONFERENCE ACCOMMODATION PARKING	A		75.83
EFT7769	19/07/2018	AAA ASPHALT SURFACES	50 X BAGS (20KG) 7MM COLDMIX	A		990.00
EFT7770	19/07/2018	AUSTRALIA POST	POSTAGE CHARGES - JUNE 2018	A		285.54
EFT7771	19/07/2018	AUSTRALIAS GOLDEN OUTBACK	GOLD MEMBERSHIP RENEWAL 2018/19	A		295.00
EFT7772	19/07/2018	AVON WASTE	JUNE MONTHLY RUBBISH COLLECTIONS RECYCLE	A		12,994.71
EFT7773	19/07/2018	BERNIE'S MOBILE MECHANICAL SERVICE	TYPE 24 BOOSTER	A		87.00
EFT7774	19/07/2018	BOC GASES	CONTAINER SERVICE CHARGES 29/05/18 - 27/06/18 - OXYGEN D2. OXYGEN G. ACETYLENE D, ARGOSHIELD E2	A		58.82
EFT7775	19/07/2018	BULLIVANTS PTY LTD	WLAB-OSC-WCS CHAIN SLING ASSEMBLY	A		898.42
EFT7776	19/07/2018	CAMERON WATSON	PHONE BUNDLE REIMBURSEMENT - JUNE 2018	A		99.00
EFT7777	19/07/2018	CENTRAL EAST AGED CARE ALLIANCE	ANNUAL CONTRIBUTION 2018/2019	A		22,000.00
EFT7778	19/07/2018	C & F BUILDING APPROVALS	CDC - 72 ANTARES STREET	A		55.00
EFT7779	19/07/2018	CHATFIELDS TREE NURSERY	OLDMAN SALTBUSH SEEDLING TRAY (72 SEEDLINGS)	A		2,192.54
EFT7780	19/07/2018	AUST. GOVERNMENT CHILD SUPPORT AGENCY	Payroll deductions	A		445.24
EFT7781	19/07/2018	CARAVAN INDUSTRY ASSOCIATION WA	ASSOCIATE MEMBERSHIP RENEWAL 2018-19	A		550.00
EFT7782	19/07/2018	CIVIC LEGAL PTY LTD	PROFESSIONAL FEES - TENDERING / PROCUREMENT (PO # 38302)	A		2,200.00
EFT7783	19/07/2018	AUSTRALIAN TAXATION OFFICE	JUNE 2018, BAS, PAYG, GST LIABILITY GST CREDITS AND FBT	A		15,042.00
EFT7784	19/07/2018	COURIER AUSTRALIA	FREIGHT CHARGES 04/07/18 - 12/07/18	A		186.62

Date: 08/08/2018
Time: 3:17:27PM

SHIRE OF YILGARN

USER: Kayla Cuffe
PAGE: 2

Cheque /EFT No	Date	Name	Invoice Description	Bank Code	INV Amount	Amount
EFT7785	19/07/2018	DEPARTMENT OF LANDS	LEASE RENT AS PER AGREEMENT 01/07/18 - 31/12/18	A		412.50
EFT7786	19/07/2018	ELDERS LTD	GALVANISED FARM GATE 3.6M	A		325.30
EFT7787	19/07/2018	MR A.N. HASSETT	10/07/18 - FREIGHT CHARGES CATAMUL	A		363.00
EFT7788	19/07/2018	HITACHI CONSTRUCTION MACHINERY	RE525523 FUEL FILTER	A		1,316.06
EFT7789	19/07/2018	WESFARMERS KLEENHEAT GAS PTY LTD	LPG BULK	A		1,599.01
EFT7790	19/07/2018	LANDGATE	RURAL UV INTERIM VALUATION SHARED RURAL UV'S CHARGEABLE SCHEDULE: R2018/5 DATE: 12/05/18 TO 25/05/18 SCHEDULE: R2018/6 DATE: 26/05/18 TO 08/06/18	A		335.10
EFT7791	19/07/2018	LANDMARK OPERATIONS LIMITED	FALLOWBOSS TORDON HERBICIDE	A		24,901.80
EFT7792	19/07/2018	LIBERTY OIL RURAL PTY LTD	BULK DIESEL	A		27,450.00
EFT7793	19/07/2018	WA LOCAL GOVERNMENT ASSOCIATION	ASSOCIATION MEMBERSHIP	A		21,914.72
EFT7794	19/07/2018	LOCAL GOVERNMENT PROFESSIONALS AUSTRALIA WA	REGISTRATION MCS - SPOTLIGHT EVENT - RESHAPING REGIONAL COMMUNITIES	A		60.00
EFT7795	19/07/2018	NORTHAM TOYOTA	7660360130 MUDGUARD SUB ASSY	A		112.19
EFT7796	19/07/2018	MISMATCH WORKSHOP	SOUTHERN CROSS LANDFILL ATTENDANT	A		1,000.00
EFT7797	19/07/2018	OFFICE NATIONAL	MARBIG DIVIDER REINFORCED MANILLA 31-TAB A4 FLUORO ASSORTED	A		183.52
EFT7798	19/07/2018	ONIDA TANIA TRURAN	PRESIDENT'S ALLOWANCE 2018/2019 - FIRST PAYMENT	A		4,000.00
EFT7799	19/07/2018	PEDRIN BUILDING	REMOVE OLD EXISTING VERANDA AND SUPPLY MATERIALS AND INSTALL NEW VERANDA FRONTING CARAVAN PARK OFFICE/RECEPTION	A		19,086.98
EFT7800	19/07/2018	RAMM SOFTWARE	2019 SUBSCRIPTIONS - RAMM SUPPORT AND MAINTENANCE	A		7,885.55

Date: 08/08/2018
Time: 3:17:27PM

SHIRE OF YILGARN

USER: Kayla Cuffe
PAGE: 3

Cheque /EFT No	Date	Name	Invoice Description	Bank Code	INV Amount	Amount
EFT7801	19/07/2018	ROYAL W.A. HISTORICAL SOCIETY INC	ANNUAL SUBSCRIPTION - 2018/2019	A		75.00
EFT7802	19/07/2018	SHAC ELECTRICAL SERVICES	REPLACE 10 FLUORO TROFFER LIGHTS WITH LED 40W PANEL LIGHTS	A		4,216.25
EFT7803	19/07/2018	SHIRE OF MERREDIN	2018/19 CONTRIBUTION TO THE OPERATION OF THE CENTRAL WHEATBELT VISITOR CENTRE	A		2,500.00
EFT7804	19/07/2018	FOODWORKS - SRI DEVESH PTY LTD	FOODWORKS PURCHASES - JUNE 2018	A		516.36
EFT7805	19/07/2018	SOUTHERN CROSS HARDWARE AND NEWS	CEMENT - PALLET	A		4,652.24
EFT7806	19/07/2018	SOUTHERN CROSS TYRE SERVICES	500 X SURVEY KEGS	A		4,284.15
EFT7807	19/07/2018	TOURISM COUNCIL WESTERN AUSTRALIA	BRONZE MEMBERSHIP RENEWAL 2018/19	A		289.00
EFT7808	19/07/2018	WAYNE ALAN DELLA BOSCA	DEPUTY PRESIDENT'S ALLOWANCE 2018/2019 - FIRST PAYMENT	A		1,000.00
EFT7809	19/07/2018	WESTRAC EQUIPMENT PTY LTD	384-2286 MANIFOLD EXH.	A		1,818.42
EFT7810	19/07/2018	WHEATBELT EAST REGIONAL ORGANISATION OF COUNCILS	ANNUAL CONTRIBUTION 2018/2019	A		13,200.00
EFT7811	19/07/2018	WHEATBELT COMMUNITIES INCORPORATED	ANNUAL CONTRIBUTION 2018/2019	A		2,200.00
EFT7812	19/07/2018	YILGARN AGENCIES	BIRD NETTING 50M ROLLS X 3 (INVOICE 211287)	A		2,163.77
EFT7813	19/07/2018	SOUTHERN CROSS COFFEE LOUNGE	LUNCH PLATTER FOR 14 WEDS 20TH JUNE. LUNCH PLATTER FOR 20 THURS 21ST JUNE.	A		297.50
EFT7814	19/07/2018	YILGARN PLUMBING AND GAS	EFFLUENT TREATMENT SYSTEM BACKWASH UPGRADE - AS PER QUOTE 270	A		3,914.46
EFT7815	01/08/2018	Workmate Trailers	8 X 5 TANDEM BOX TRAILER - 2,000KMG ATM INC 12 MONTHS REGO	A		2,620.00
EFT7816	01/08/2018	ABCO PRODUCTS	WASHROOM DISPOSABLES & PAPER GOODS	A		579.30
EFT7817	01/08/2018	DOWNER EDI WORKS PTY LTD	6 X DRUMS (1200 LITRES) CATEMUL RSK 2	A		2,906.42

Date: 08/08/2018
Time: 3:17:27PM

SHIRE OF YILGARN

USER: Kayla Cuffe
PAGE: 4

Cheque /EFT No	Date	Name	Invoice Description	Bank Code	INV Amount	Amount
EFT7818	01/08/2018	AUST. GOVERNMENT CHILD SUPPORT AGENCY	Payroll deductions	A		445.24
EFT7819	01/08/2018	J & S CIABARRI	REPAINT WIMMERA HILL MONUMENT	A		836.00
EFT7820	01/08/2018	BRYAN CLOSE	FULL COUNCIL MEETING 19TH JULY 2018 - SITTING FEES	A		250.00
EFT7821	01/08/2018	COPIER SUPPORT	COPIER METRE READING 21/06/18 - 24/07/18 - ADMIN	A		1,312.45
EFT7822	01/08/2018	COTA WA	ORGANISATIONAL MEMBERSHIP ANNUAL FEE 2018/2019	A		65.00
EFT7823	01/08/2018	COUNTRY ARTS WA	A BOY NAMED CASH - SHOW	A		2,453.00
EFT7824	01/08/2018	COURIER AUSTRALIA	FREIGHT CHARGES 23/7/18 - 26/7/18	A		456.86
EFT7825	01/08/2018	DAVID JOHN PASINI	FULL COUNCIL MEETING 19TH JULY 2018 - SITTING FEES	A		500.00
EFT7826	01/08/2018	DAVES TREE SERVICE	TREE REMOVAL	A		1,870.00
EFT7827	01/08/2018	CHERI GARDINER & ASSOCIATES PTY LTD	MEN'S HEALTH NIGHT - 50% DEPOSIT GUEST SPEAKER GLENN MITCHELL	A		1,100.00
EFT7828	01/08/2018	GARY MICHAEL GUERINI	FULL COUNCIL MEETING 19TH JULY 2018 - SITTING FEES	A		594.00
EFT7829	01/08/2018	GREAT EASTERN FREIGHTLINES	FREIGHT CHARGES 21/05/18 - MIDALIA STEEL MIDVALE	A		336.08
EFT7830	01/08/2018	J.R.& A.HERSEY	50 GUIDE POST	A		1,662.10
EFT7831	01/08/2018	IAN DEREK CHRISTIE	COMPLETE CONCRETE PADS, ERECT 2 SHEDS, FOOTPATH REPAIRS (2/7/18 - 9/7/18)	A		3,025.00
EFT7832	01/08/2018	INDUSTRIAL AUTOMATION GROUP P/L	STANDPIPE SWIPE CARDS BOX OF 100	A		1,650.00
EFT7833	01/08/2018	JANIS UNKOVICH PROFESSIONAL PHOTOGRAPHY	COUNCIL PORTRAIT	A		770.00
EFT7834	01/08/2018	JB HIFI SOLUTIONS	MICROSOFT SURFACE PRO I7 1TB TABLET (SKU: 471057)	A		5,307.95
EFT7835	01/08/2018	J.G. & P.A. KUHNE	SPORTS COMPLEX KITCHEN - CHECK FRIDGE WATER LEAK; REPLACE DRIPPER PIPE & TEST	A		968.00

Date: 08/08/2018
Time: 3:17:27PM

SHIRE OF YILGARN

USER: Kayla Cuffe
PAGE: 5

Cheque /EFT No	Date	Name	Invoice Description	Bank Code	INV Amount	Amount
EFT7836	01/08/2018	LOCAL GOVERNMENT PROFESSIONALS AUSTRALIA WA	COMMUNITY DEVELOPMENT CONFERENCE REGISTRATION MCS	A		1,651.00
EFT7837	01/08/2018	MISMATCH WORKSHOP	SOUTHERN CROSS LANDFILL ATTENDANT	A		500.00
EFT7838	01/08/2018	MOW MASTER TURF EQUIPMENT	30" SPIRAL BRUSH 150MM X 25MM X 700MM	A		505.00
EFT7839	01/08/2018	NATHAN HAROLD PARK	WORK BOOTS	A		188.17
EFT7840	01/08/2018	ONIDA TANIA TRURAN	FULL COUNCIL MEETING 19TH JULY 2018 - SITTING FEES	A		500.00
EFT7841	01/08/2018	PAYWISE PTY LTD	PAYROLL DEDUCTIONS - NOVATED LEASE	A		505.38
EFT7842	01/08/2018	PERFECT COMPUTER SOLUTIONS PTY LTD	LABOUR (SHIRE) 21/6/18 - EASYREC JODIE/CAMERON 27/6/18 - WORKS BUDGET SPREADSHEET CAMERON/COKE 9/7/18 - SOUTHERNCROSS CRC EMAILS MCS	A		552.50
EFT7843	01/08/2018	PHILIP SPENCER NOLAN	AGCARE MEETING 26TH JUNE 2018 - TRAVEL FEES	A		800.00
EFT7844	01/08/2018	PROMOTIONAL EXPOSURE	COMEDY GOLD 2018 - 50% FINAL PAYMENT	A		1,650.00
EFT7845	01/08/2018	REYNOLDS GRAPHICS P/L	VEHICLE PRESTART BOOKS (50)	A		653.40
EFT7846	01/08/2018	SUSAN ELIZABETH SHAW	FULL COUNCIL MEETING 19TH JULY 2018 - SITTING FEES	A		250.00
EFT7847	01/08/2018	SUNNY SIGN COMPANY PTY LTD	18 HISTORICAL BUILDING SIGNS - WHITE ON BROWN AS PER ARTWORK, WITH FIXING HOLE EACH CORNER	A		506.88
EFT7848	01/08/2018	SOUTHERN CROSS HARDWARE AND NEWS	61177 COPY PAPER - MUSEUM	A		4.99
EFT7849	01/08/2018	SYNERGY	POWER - JULY 2018 - 3 / 50 ANTARES - REESTABLISHMENT FEE/ACCOUNT REOPENING	A		42.35
EFT7850	01/08/2018	WAYNE ALAN DELLA BOSCA	FULL COUNCIL MEETING 19TH JULY 2018 - SITTING FEES	A		650.00
EFT7851	01/08/2018	WESTRAC EQUIPMENT PTY LTD	5D-9559 EDGE	A		4,208.91

Date: 08/08/2018
Time: 3:17:27PM

SHIRE OF YILGARN

USER: Kayla Cuffe
PAGE: 6

Cheque /EFT No	Date	Name	Invoice Description	Bank Code	INV Amount	Amount
EFT7852	01/08/2018	WESTERN POWER	2018/2019 CO-SITTING - ANNUAL MAST RENTAL FEES FOR TELCO SITE SHARING - MOUNT HAMPTON	A		360.20
EFT7853	01/08/2018	TELSTRA	PHONE - WHISPIR - JUNE 2018	A		159.50

REPORT TOTALS

Bank Code	Bank Name	TOTAL
A	MUNICIPAL FUND	253,924.28
TOTAL		253,924.28

Date: 08/08/2018
Time: 7:29:04PM

SHIRE OF YILGARN

USER: Kayla Cuffe
PAGE: 1

Cheque /EFT No	Date	Name	Invoice Description	Bank Code	INV Amount	Amount
1426	11/07/2018	WESTPAC BANKING CORPORATION	NET PAYROLL PPE 10.07.18	A		77,167.86
1428	12/07/2018	TELCO CHOICE - COMMANDER CENTRE NORTH PERTH	COMMANDER TELEPHONE FEES - JULY 2018	A		250.00
1429	13/07/2018	WESTPAC BANKING CORPORATION	EMCS CREDIT CARD - JUNE 2018	A		1,337.25
1430	25/07/2018	WESTPAC BANKING CORPORATION	NET PAYROLL PPE 24.07.2018	A		78,039.91
1431	06/08/2018	MOTORCHARGE LIMITED	FUEL ACCOUNT - JULY 2018	A		1,725.92

REPORT TOTALS

Bank Code	Bank Name	TOTAL
A	MUNICIPAL FUND	158,520.94
TOTAL		158,520.94

Date: 08/08/2018
Time: 7:34:56PM

SHIRE OF YILGARN

USER: Kayla Cuffe
PAGE: 1

Cheque /EFT No	Date	Name	Invoice Description	Bank Code	INV Amount	Amount
DD12808.1	10/07/2018	WALGS PLAN	Payroll deductions	A		12,109.92
DD12808.2	10/07/2018	VISION SUPER SAVER	Payroll deductions	A		677.97
DD12808.3	10/07/2018	ANZ SMART CHOICE SUPER	Payroll deductions	A		420.93
DD12808.4	10/07/2018	AUSTRALIAN SUPER	Payroll deductions	A		343.18
DD12808.5	10/07/2018	HOSTPLUS EXECUTIVE SUPERANNUATION FUND	Payroll deductions	A		634.65
DD12808.6	10/07/2018	PRIME SUPER	Payroll deductions	A		1,360.64
DD12808.7	10/07/2018	BT SUPER FOR LIFE ACCOUNT	Superannuation contributions	A		470.01
DD12808.8	10/07/2018	THE GARY AND JOSIE KENT SUPERANNUATION FUND	Superannuation contributions	A		397.55
DD12808.9	10/07/2018	REST (RETAIL EMPLOYEES SUPERANNUATION TRUST)	Superannuation contributions	A		374.87
DD12808.10	10/07/2018	BEATON FARMING CO SUPERANNUATION FUND	Superannuation contributions	A		390.14
DD12808.11	10/07/2018	BT SUPERWRAP	Superannuation contributions	A		1,354.20
DD12808.12	10/07/2018	HESTA SUPER FUND	Superannuation contributions	A		693.21

REPORT TOTALS

Bank Code	Bank Name	TOTAL
A	MUNICIPAL FUND	19,227.27
TOTAL		19,227.27

Date: 08/08/2018
Time: 7:34:56PM

SHIRE OF YILGARN

USER: Kayla Cuffe
PAGE: 1

Cheque /EFT No	Date	Name	Invoice Description	Bank Code	INV Amount	Amount
DD12808.1	10/07/2018	WALGS PLAN	Payroll deductions	A		12,109.92
DD12808.2	10/07/2018	VISION SUPER SAVER	Payroll deductions	A		677.97
DD12808.3	10/07/2018	ANZ SMART CHOICE SUPER	Payroll deductions	A		420.93
DD12808.4	10/07/2018	AUSTRALIAN SUPER	Payroll deductions	A		343.18
DD12808.5	10/07/2018	HOSTPLUS EXECUTIVE SUPERANNUATION FUND	Payroll deductions	A		634.65
DD12808.6	10/07/2018	PRIME SUPER	Payroll deductions	A		1,360.64
DD12808.7	10/07/2018	BT SUPER FOR LIFE ACCOUNT	Superannuation contributions	A		470.01
DD12808.8	10/07/2018	THE GARY AND JOSIE KENT SUPERANNUATION FUND	Superannuation contributions	A		397.55
DD12808.9	10/07/2018	REST (RETAIL EMPLOYEES SUPERANNUATION TRUST)	Superannuation contributions	A		374.87
DD12808.10	10/07/2018	BEATON FARMING CO SUPERANNUATION FUND	Superannuation contributions	A		390.14
DD12808.11	10/07/2018	BT SUPERWRAP	Superannuation contributions	A		1,354.20
DD12808.12	10/07/2018	HESTA SUPER FUND	Superannuation contributions	A		693.21

REPORT TOTALS

Bank Code	Bank Name	TOTAL
A	MUNICIPAL FUND	19,227.27
TOTAL		19,227.27

Date: 08/08/2018
Time: 7:35:46PM

SHIRE OF YILGARN

USER: Kayla Cuffe
PAGE: 2

Cheque /EFT No	Date	Name	Invoice Description	Bank Code	INV Amount	Amount
DD12849.1	24/07/2018	WALGS PLAN	Payroll deductions	A		12,165.14
DD12849.2	24/07/2018	VISION SUPER SAVER	Payroll deductions	A		677.97
DD12849.3	24/07/2018	ANZ SMART CHOICE SUPER	Payroll deductions	A		420.93
DD12849.4	24/07/2018	AUSTRALIAN SUPER	Payroll deductions	A		343.18
DD12849.5	24/07/2018	HOSTPLUS EXECUTIVE SUPERANNUATION FUND	Payroll deductions	A		674.14
DD12849.6	24/07/2018	PRIME SUPER	Payroll deductions	A		1,361.09
DD12849.7	24/07/2018	BT SUPER FOR LIFE ACCOUNT	Superannuation contributions	A		465.75
DD12849.8	24/07/2018	THE GARY AND JOSIE KENT SUPERANNUATION FUND	Superannuation contributions	A		396.11
DD12849.9	24/07/2018	REST (RETAIL EMPLOYEES SUPERANNUATION TRUST)	Superannuation contributions	A		374.87
DD12849.10	24/07/2018	BEATON FARMING CO SUPERANNUATION FUND	Superannuation contributions	A		390.85
DD12849.11	24/07/2018	BT SUPERWRAP	Superannuation contributions	A		1,625.76
DD12849.12	24/07/2018	HESTA SUPER FUND	Superannuation contributions	A		641.74

REPORT TOTALS

Bank Code	Bank Name	TOTAL
A	MUNICIPAL FUND	19,537.53
TOTAL		19,537.53
GRAND TOTAL		38,746.80

Date: 08/08/2018
Time: 7:35:46PM

SHIRE OF YILGARN

USER: Kayla Cuffe
PAGE: 1

Cheque /EFT No	Date	Name	Invoice Description	Bank Code	INV Amount	Amount
DD12849.1	24/07/2018	WALGS PLAN	Payroll deductions	A		12,165.14
DD12849.2	24/07/2018	VISION SUPER SAVER	Payroll deductions	A		677.97
DD12849.3	24/07/2018	ANZ SMART CHOICE SUPER	Payroll deductions	A		420.93
DD12849.4	24/07/2018	AUSTRALIAN SUPER	Payroll deductions	A		343.18
DD12849.5	24/07/2018	HOSTPLUS EXECUTIVE SUPERANNUATION FUND	Payroll deductions	A		674.14
DD12849.6	24/07/2018	PRIME SUPER	Payroll deductions	A		1,361.09
DD12849.7	24/07/2018	BT SUPER FOR LIFE ACCOUNT	Superannuation contributions	A		465.75
DD12849.8	24/07/2018	THE GARY AND JOSIE KENT SUPERANNUATION FUND	Superannuation contributions	A		396.11
DD12849.9	24/07/2018	REST (RETAIL EMPLOYEES SUPERANNUATION TRUST)	Superannuation contributions	A		374.87
DD12849.10	24/07/2018	BEATON FARMING CO SUPERANNUATION FUND	Superannuation contributions	A		390.85
DD12849.11	24/07/2018	BT SUPERWRAP	Superannuation contributions	A		1,625.76
DD12849.12	24/07/2018	HESTA SUPER FUND	Superannuation contributions	A		641.74

REPORT TOTALS

Bank Code	Bank Name	TOTAL
A	MUNICIPAL FUND	19,537.53
TOTAL		19,537.53

Date: 08/08/2018
Time: 3:19:41PM

SHIRE OF YILGARN

USER: Kayla Cuffe
PAGE: 1

Cheque /EFT No	Date	Name	Invoice Description	Bank Code	INV Amount	Amount
402361	25/07/2018	TRANSWA PUBLIC TRANSPORT AUTHORITY OF WA	TRANSWA TICKET SALES JUNE 2018	E		670.38
402362	25/07/2018	SHIRE OF YILGARN	TRANSWA COMMISSION - JUNE 2018	E		140.37

REPORT TOTALS

Bank Code	Bank Name	TOTAL
E	TRUST FUND	810.75
TOTAL		810.75

Date: 08/08/2018
Time: 7:30:01PM

SHIRE OF YILGARN

USER: Kayla Cuffe
PAGE: 1

Cheque /EFT No	Date	Name	Invoice Description	Bank Code	INV Amount	Amount
6129	13/07/2018	DEPARTMENT OF TRANSPORT	LICENSING 09/07/18 - 13/07/18	E		5,542.00
6130	20/07/2018	DEPARTMENT OF TRANSPORT	LICENSING 16/07/18 - 20/07/18	E		8,312.55
6131	27/07/2018	DEPARTMENT OF TRANSPORT	LICENSING 23/07/18 - 27/07/18	E		11,138.80
6132	31/07/2018	DEPARTMENT OF TRANSPORT	LICENSING 30/07/18 - 31/07/18	E		425.45
6133	03/08/2018	DEPARTMENT OF TRANSPORT	LICENSING 2/8/18 - 3/8/18	E		1,727.75

REPORT TOTALS

Bank Code	Bank Name	TOTAL
E	TRUST FUND	27,146.55
TOTAL		27,146.55

SHIRE OF YILGARN
Accounts for Payment – August 2018

Chq Number	Payee	Description	Amount	Date
-----------------------	--------------	--------------------	---------------	-------------

Municipal Cheques

1426	WESTPAC BANKING CORPORATION	NET PAYROLL PPE 10.07.18	\$77,167.86	11/07/2018
1428	TELCO CHOICE - COMMANDER CENTRE NORTH PERTH	COMMANDER TELEPHONE FEES - JULY 2018	\$250.00	12/07/2018
1429	WESTPAC BANKING CORPORATION	EMCS CREDIT CARD - JUNE 2018	\$1,337.25	13/07/2018
1430	WESTPAC BANKING CORPORATION	NET PAYROLL PPE 24.07.2018	\$78,039.91	25/07/2018
1431	MOTORCHARGE LIMITED	FUEL ACCOUNT - JULY 2018	\$1,725.92	06/08/2018
Total			\$158,520.94	

Trust Cheques

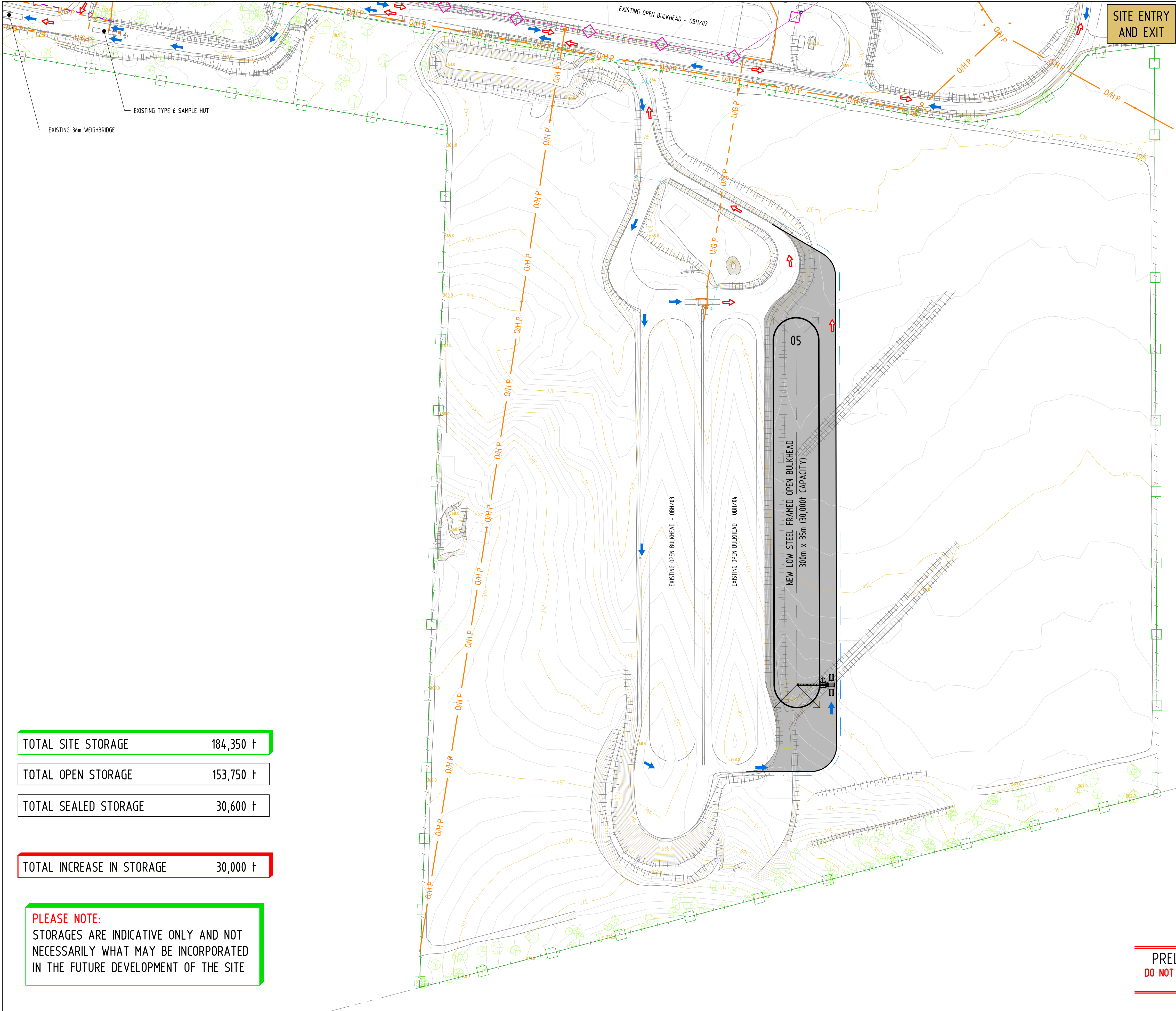
402361	TRANSWA PUBLIC TRANSPORT AUTHORITY OF WA	TRANSWA TICKET SALES JUNE 2018	\$670.38	25/07/2018
402362	SHIRE OF YILGARN	TRANSWA COMMISSION - JUNE 2018	\$140.37	25/07/2018
Total			\$810.75	

DPI Cheques

6129	DEPARTMENT OF TRANSPORT	LICENSING 09/07/18 - 13/07/18	\$5542.00	13/07/2018
6130	DEPARTMENT OF TRANSPORT	LICENSING 16/07/18 - 20/07/18	\$8312.55	20/07/2018
6131	DEPARTMENT OF TRANSPORT	LICENSING 23/07/18 - 27/07/18	\$11,138.8	27/07/2018
6132	DEPARTMENT OF TRANSPORT	LICENSING 30/07/18 - 31/07/18	\$425.45	31/07/2018
6133	DEPARTMENT OF TRANSPORT	LICENSING 2/8/18 - 3/8/18	\$1,727.75	03/08/2018
Total			\$27,146.55	

Attachments

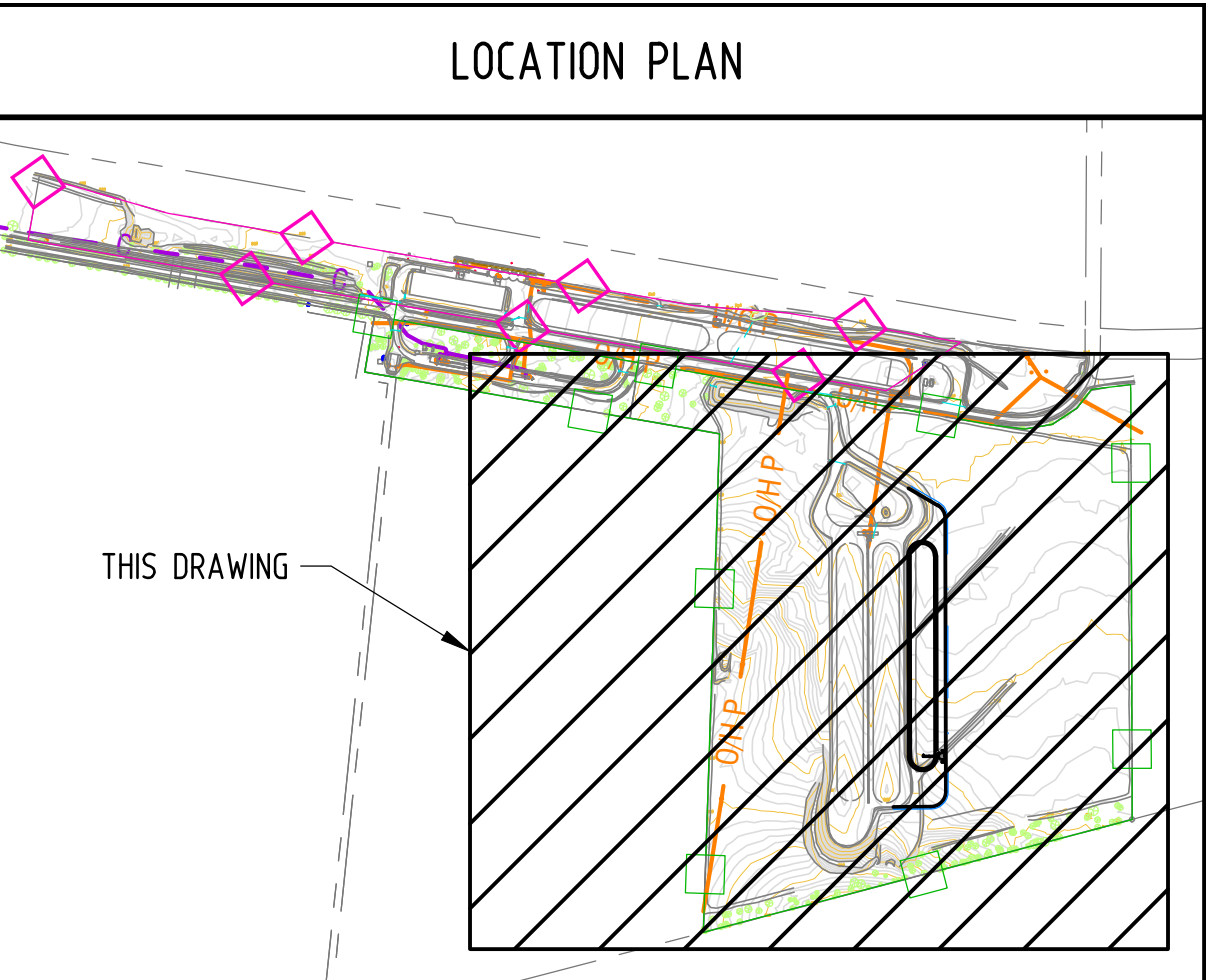
9.4.1



TOTAL SITE STORAGE	184,350 t
TOTAL OPEN STORAGE	153,750 t
TOTAL SEALED STORAGE	30,600 t

TOTAL INCREASE IN STORAGE	30,000 t
---------------------------	----------

PLEASE NOTE:
STORAGES ARE INDICATIVE ONLY AND NOT NECESSARILY WHAT MAY BE INCORPORATED IN THE FUTURE DEVELOPMENT OF THE SITE

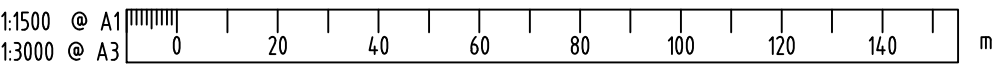




DRAWING LEGEND	
	TRAFFIC MOVEMENTS - TRUCKS FULL
	TRAFFIC MOVEMENTS - TRUCKS EMPTY
	LOT BOUNDARIES
	CBH SITE BOUNDARY
	CBH RAIL LEASE BOUNDARY
	OVERHEAD POWER LINES
	UNDERGROUND POWER CABLES
	UNDERGROUND COMMS CABLES
	UNDERGROUND STORMWATER PIPES
	PROPOSED OPEN DRAINS
	RAIL LINE

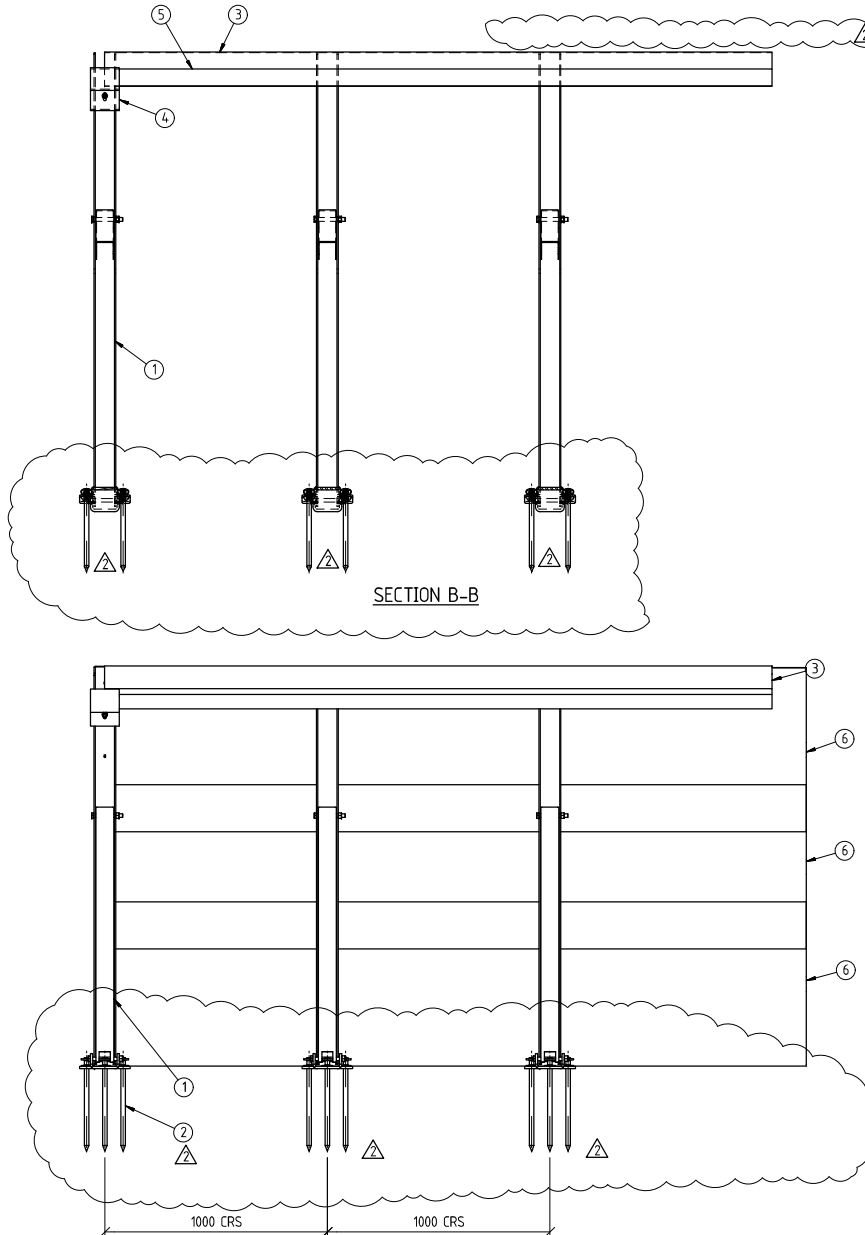
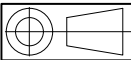
STORAGE CAPACITIES		
<u>EXISTING SITE STORAGE</u>		
'A' TYPE STORAGE	HOR/01	21,800t
RRLF	4 CELLS	8,800t
LOW STEEL FRAME OBH	(01)	28,750t
LOW STEEL FRAME OBH	(02)	25,000t
LOW STEEL FRAME OBH	(03)	35,000t
LOW STEEL FRAME OBH	(04)	35,000t
TOTAL EXISTING STORAGE		154,350t
<u>PROPOSED SITE STORAGE</u>		
LOW STEEL FRAME OBH (TEMPORARY)	(05)	30,000t
TOTAL PROPOSED STORAGE		30,000t

HATCHING LEGEND	
	AREA OF NEW WORKS 20,800 m ²

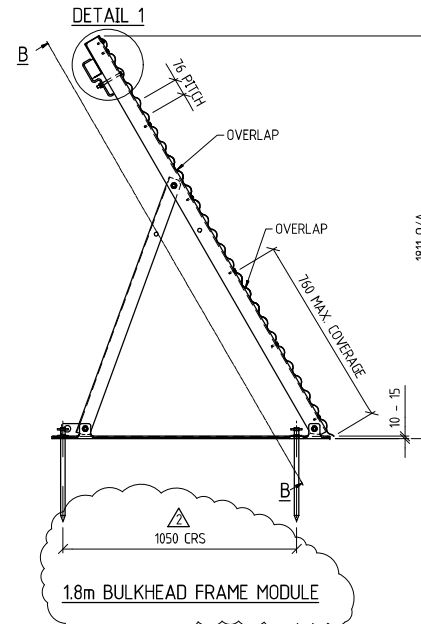
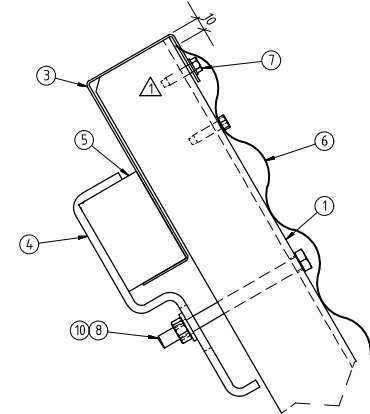
PRELIMINARY ISSUE
DO NOT USE FOR CONSTRUCTION
DATE 17.07.18



COPYRIGHT © THIS DRAWING AND THE CONTENTS DEPICTED OR WRITTEN THEREON, WHETHER IN WHOLE OR IN PART, IS THE EXCLUSIVE INTELLECTUAL PROPERTY OF CBH GROUP AND SHOULD NOT BE REPRODUCED OR USED FOR ANY PURPOSE WITHOUT THE EXPRESS WRITTEN APPROVAL OF CBH GROUP.		CBH GROUP HEAD OFFICE 30 DELHI STREET WEST PERTH W.A. 6005 PH (08) 9237 9600 FAX (08) 9322 3942											SCALE 1:1500	DESIGNED	DRAWING TITLE		SITE	BODALLIN	SHEET SIZE	A1	
													 NORTH POINT	DES. CHECK	HARVEST READINESS PLANNING 30,000t+ ADDITIONAL STORAGE EARTHWORKS CONCEPT PLAN		P. Forrest	17.07.18	PROJECT 2018 HARVEST READINESS	DRAWING NO 2018-501-0060	REV. A
														DRAWN							
														CHECKED							
														APPROVED							
DO NOT SCALE FROM THIS DRAWING - ASK !!!			REF. DRG. No.	REFERENCE DRAWING TITLE	REV	DATE	ISSUED AS CHECK PRINT AND FOR REVIEW	PF	BY	CHK'D	APP'D										



PARTS LIST (PER UNIT)											
ITEM No	DESCRIPTION	WIDTH	LENGTH	QTY	CBH DRG OR SUPPLIER PART No	PROCESS	SAP Code	MASS Kg	TO DETAIL	SURFACE TREATMENT	COATING SPEC.
1	1.8m OBH FRAME ASSEMBLY			3	S-119-A0001	FITTING	N/A	36.5	Yes	N/A	N/A
2	DIA 20 STAKE		420	9	S-014-A0000	FIELD KIT	TBA	1.1	Yes	GALVANIZE	N/A
3	1.6PL PGI	300	3000	1	S-119-P0011	FAB SHEET	108015	11.4	Yes	N/A	N/A
4	6PL	130	257	1	S-119-P0012	FAB PROFILE	107901	1.6	Yes	GALVANIZE	N/A
5	TIMBER SAWN KARRI STRUC 75MMx50MMx3M	75	3000	1	S-119-P0014	FITTING	108594	6.2	No	N/A	N/A
6	CUSTOM ORB ZINC ALUME-0.48mm		3200	3	ROOFMART	FITTING	102860	1.4	No	N/A	N/A
7	SCREW HL-TEK HEX 14-20x22mm WITH SEAL			7		FIELD KIT	501922	0.0	No	ZP	N/A
8	M10 x 120 GALV BOLT			1		FIELD KIT	109251	0.1	No	N/A	N/A
9	M10 GALV NUT			1		FIELD KIT	109251	0.0	No	N/A	N/A
10	M10 GALV FW			1		FIELD KIT	110164	0.0	No	N/A	N/A
11	O.B.H CONSTRUCTION SPECS. 2009				DOC'S #770663	FIELD KIT					



DETAIL 1

CIVIL WORKS NOTE: ALL OBH FRAMES SHALL BE SUPPORTED BY CEMENT STABILISED FOUNDATIONS AS PER S000-ENG-CI-STD-0002 SECTION 'A'	
GENERAL NOTES (UNLESS NOTED OTHERWISE): 1. ALL STEELWORKS, WELDING & FABRICATION TO CONFORM WITH CURRENT AS1554 CAT SP. 2. REMOVE ALL BURRS & SHARP EDGES. 3. ASSEMBLY TO BE CONTINUOUS FULLY WELDED WITH MINIMUM 3mm FILLET FOR 3mm PLATE 6mm FILLET FOR 4mm TO <12mm PLATE 8mm FILLET FOR 12mm TO <20mm PLATE 10mm FILLET FOR 20mm TO <32mm PLATE 4. ALL FASTENERS TO BE GR.8.8/TB 5. ALL STEEL PLATE & SHEET TO BE MIN. GR.250 6. ALL STRUCTURAL STEEL TO BE MIN. GR.300 7. ALL GALVANISED STEEL TO BE IN ACCORDANCE WITH AS1397 AND OF GRADE G22275 OR EQUIV.	
ASSIGNED TO:	
DATE COMPLETED:	
QTY. COMPLETED:	
HOURS TAKEN:	
EST. HOURS:	
SIGNATURE:	
SURFACE TREATMENT:	N/A
COATING SPEC:	N/A
TOTAL MASS:	143.4 kg

COPYRIGHT:
THIS DRAWING AND THE
CONTENTS DEPICTED OR WRITTEN
THEREON, WHETHER IN WHOLE OR IN
PART, IS THE EXCLUSIVE INTELLECTUAL
PROPERTY OF CBH GROUP AND
SHOULD NOT BE USED FOR ANY PURPOSE
WITHOUT THE EXPRESS WRITTEN
APPROVAL OF CBH GROUP.



CBH GROUP HEAD OFFICE
30 DELHE STREET, WEST PERTH W.A. 6005
PH (08) 9237 9600 FAX (08) 9322 3942

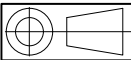
DO NOT SCALE FROM THIS DRAWING - ASK

REF	DRG No	REFERENCE DRAWING TITLE	REV	DATE	REVISIONS	BY	CHK	APP	REV	DATE	REVISIONS	BY	CHK	APP
2	23.06.2018	3 MORE STAKES ADDED AS PER ENG REQUEST	VP	MR	NT									
1	16.04.2018	ORB CHECKED, TEK SCREWS ADDED, BAKET TO 6mm	VP	MR	PC									
0	31/10/2017	DESIGN BASED ON CERTIFIED DRG STD-034-0020	TTW	VP	PC									

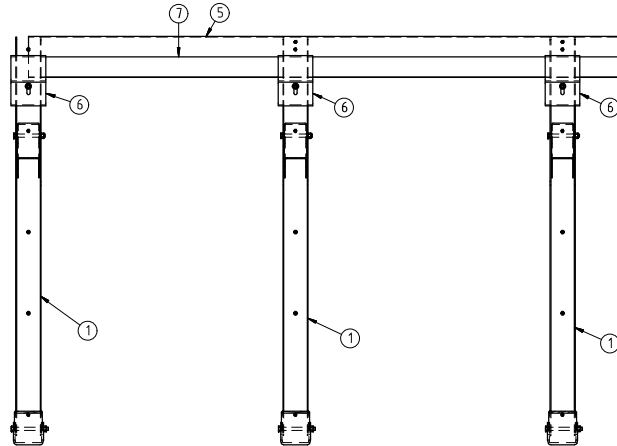
DRAWN	TTW	31/10/2017
CHECKED	VP	31/10/2017
ENGINEER	DS	31/10/2017
APPROVED	PC	31/10/2017

DRAWING TITLE
1.8m PORTABLE BULKHEAD (TIMBER LOCK)
FLAT BOTTOM FRAME
TARP CLAMPING, TENSIONING
GENERAL ARRANGEMENT

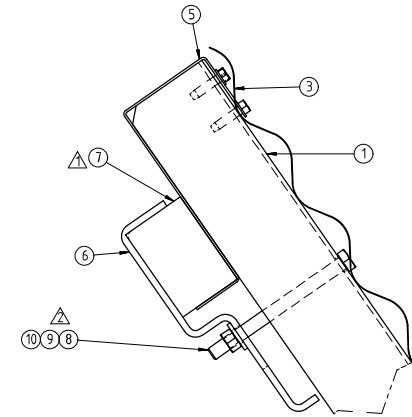
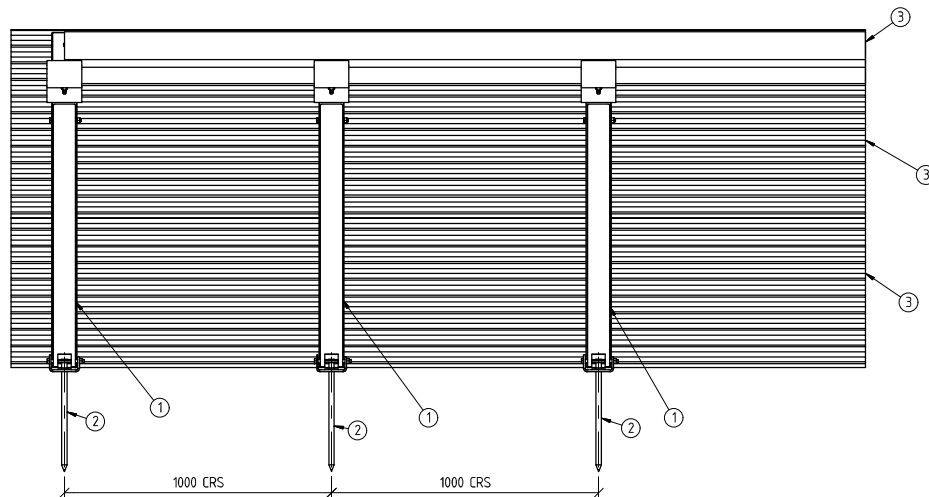
SITE	VARIOUS	SIZE	A1
PROJECT	STANDARD		
DRAWING No	S-119-A0000	SHEET	1 OF 2
REV			2



				PARTS LIST (PER UNIT)									
ITEM	DESCRIPTION			WIDTH	LENGTH	QTY	CBH DRG OR SUPPLIER PART No	PROCESS	SAP Code	MASS Kg	TO DETAIL	SURFACE TREATMENT	COATING S
1	12m OBH FRAME ASSEMBLY					3	S-056-A0001	FITTING	N/A	18.9	Yes	N/A	N/A
2	DIA 20 STAKE				420	6	S-014-A0000	FIELD KIT	TBA	1.2	Yes	GALVANIZE	N/A
3	CUSTOM ORB ZINC ALUME 0.47mm				3200	2	ROOFMART	FITTING	102860	1.4	No		
4	SCREW HI-TEK HEX 14-20x22mm WITH SEAL					18		FIELD KIT	501922	0.0	No	2P	N/A
5	1.6PGI			300	3000	1	S-056-P0011	FAB SHEET	108015	11.4	Yes	N/A	N/A
6	SPL			130	257	3	S-056-P0012	FAB PROFILE	107901	1.3	Yes	GALVANIZE	N/A
7	TIMBER SAWN KARRI STRUC3 75MMx50MMx3M			75	3000	1	S-056-P0014	FITTING	108594	6.2	No	N/A	N/A
8	M10 x 120 GALV. BOLT					3		FIELD KIT	109251	0.1	No	N/A	N/A
9	M10 GALV. NUT					3		FIELD KIT	109251	0.0	No	N/A	N/A
10	M10 GALV FW					3		FIELD KIT	110164	0.0	No	N/A	N/A
11	O.B.H CONSTRUCTION SPECS. 2010						DOC'S #899017	FIELD KIT					

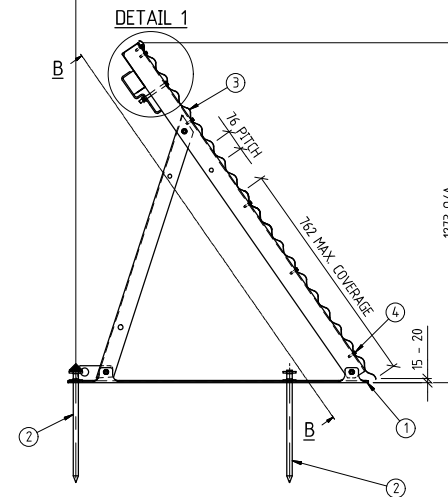


SECTION B-B



DETAIL 1

WORK POINT
LAYOUT FOR ALL BULKHEADS
FROM THIS POINT.
BULKHEAD WIDTH REF. TO SITE PLAN



12m BULKHEAD FRAME MODULE

OPEN BULKHEAD
CONSTRUCTION SPECIFICATIONS 2010
DOC'S #899017
MANUAL TO BE SUPPLIED TO
CONTRACTORS ERECTING BULKHEADS

GENERAL NOTES:
1. ALL STEELWORKS, WELDING & FABRICATION TO CONFORM WITH CURRENT S.A.A CODES AS1554 CAT SP.
2. REMOVE ALL BURRS & SHARP EDGES.
3. ALL WELDS TO BE 6 FILLET UNO & 3 FILLET ON 3PL.
4. ALL FASTENERS TO BE GR4.6 2P UNO.
5. ALL MILD STEEL PLATE & SHEET TO BE MIN. GR.250 UNO.
6. ALL STRUCTURAL STEEL TO BE MIN. GR.300 UNO.
7. ALL GALVANISED STEEL TO BE IN ACCORDANCE WITH AS1397 AND OF GRADE G22275 OR EQUIV.

ASSIGNED TO:	
DATE COMPLETED:	
QTY. COMPLETED:	
SIGNATURE:	
SURFACE TREATMENT:	N/A
COATING SPEC:	N/A
TOTAL MASS:	88.4 kg

COPYRIGHT:
THIS DRAWING AND THE
CONTENTS HEREON ARE THE
PROPERTY OF CBH ENGINEERING
AND SHOULD NOT BE USED FOR ANY PURPOSE
WITHOUT THE EXPRESS WRITTEN
APPROVAL OF CBH ENGINEERING.



CBH HEAD OFFICE
30 DELHI STREET, WEST PERTH W.A 6005
PH (08) 9237 9600 FAX (08) 9322 3942
CBH ENGINEERING
40 MIGUEL ROAD, BIBRA LAKE W.A 6163
PH (08) 9236 5350 FAX (08) 9236 5370
DO NOT SCALE FROM THIS DRAWING - ASH

REV	DATE	DESCRIPTION	BY	CHK	APP	REV	DATE	DESCRIPTION	BY	CHK	APP
3	29.07.14	PARTS LIST MODIFIED		AME	CBH	CBH					
2	04.11.13	BOLT SAP CODE CHANGED AS PER NCR1073		DRH	RM	RM					
1	0.09.12	NCR1064/3 ITEM 7 CHANGED, FRP - TIMBER		DRH	CBH	CBH					
0	14/06/2012	ISSUED FOR CONSTRUCTION		AME	VP	ML					

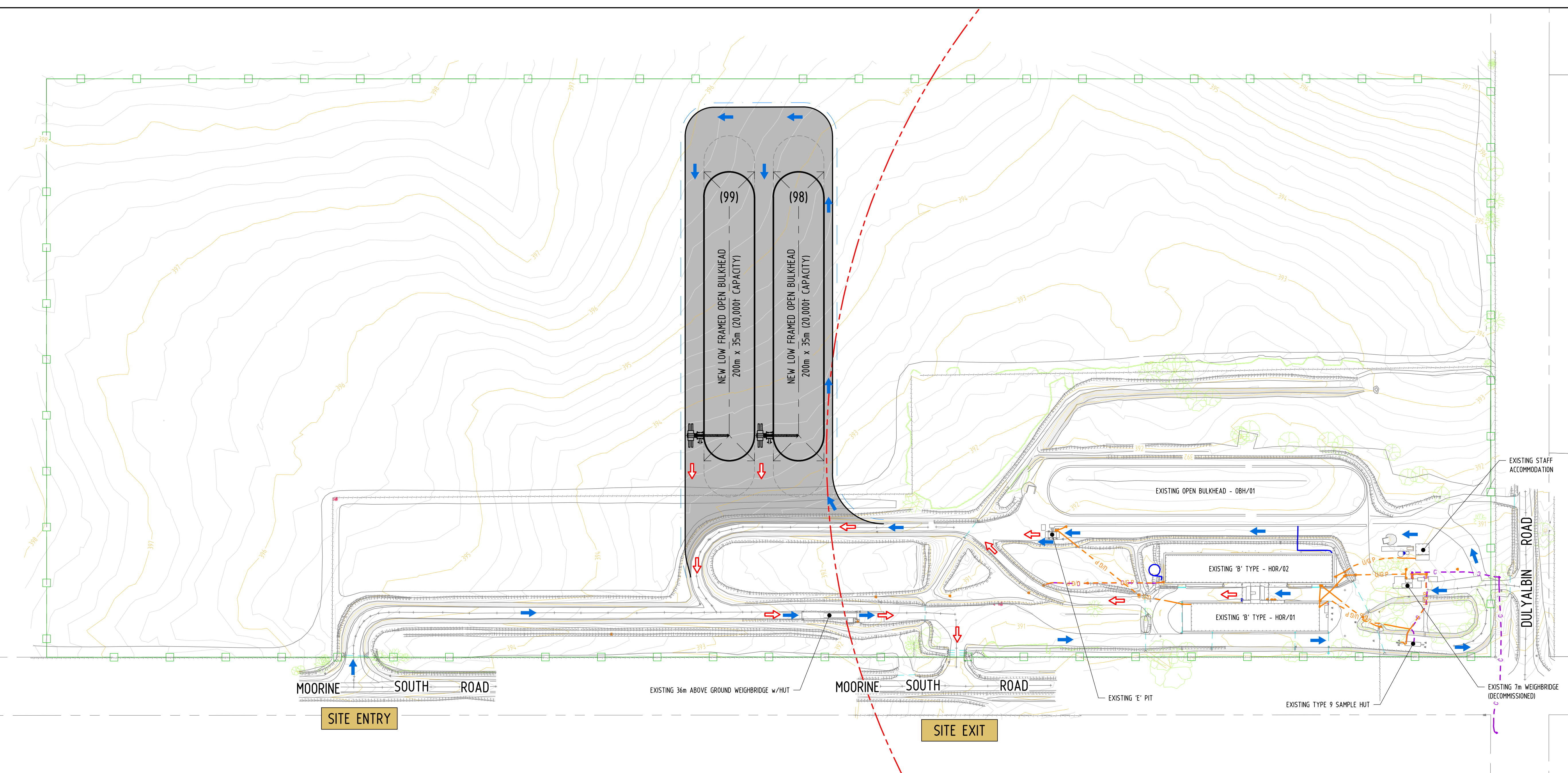
DESIGNER	CBH	16/06/2011
DRAWN	AME	14/06/2012
CHECKED	VP	16/06/2011
APPROVED	ML	16/06/2011

DRAWING TITLE
12m PORTABLE BULKHEAD (TIMBER LOCK)
FLAT BOTTOM FRAME
TARP CLAMPING, TENSIONING
GENERAL ARRANGEMENT

SITE	VARIOUS	SIZE	A1
PROJECT	STANDARD		
DRAWING No	S-056-A0000	SHEET	1 OF 1
REV			3

Attachments

9.4.2



DRAWING LEGEND

- TRAFFIC MOVEMENTS - TRUCKS FULL
- TRAFFIC MOVEMENTS - TRUCKS EMPTY
- LOT BOUNDARIES
- CBH SITE BOUNDARY
- UGP
- UGW
- C
- UNDERGROUND STORMWATER PIPES
- PROPOSED OPEN DRAINS
- EPA INDUSTRIAL/SENSITIVE LAND USE SEPARATION DISTANCE - 500m RADIUS

STORAGE CAPACITIES

EXISTING SITE STORAGE			
B TYPE STORAGE	HOR/01	8,200t	
B TYPE STORAGE	HOR/02	10,900t	
LOW STEEL FRAME OBH	(01)	21,500t	
TOTAL EXISTING STORAGE		40,600t	
PROPOSED SITE STORAGE			
LOW STEEL FRAME OBH (TEMPORARY)	(98)	20,000t	
LOW STEEL FRAME OBH (TEMPORARY)	(99)	20,000t	
TOTAL PROPOSED STORAGE		40,000t	

HATCHING LEGEND

	AREA OF NEW WORKS	29,900 m ²
--	-------------------	-----------------------

TOTAL SITE STORAGE 80,600 t

TOTAL OPEN STORAGE 61,500 t


TOTAL SEALED STORAGE 19,100 t

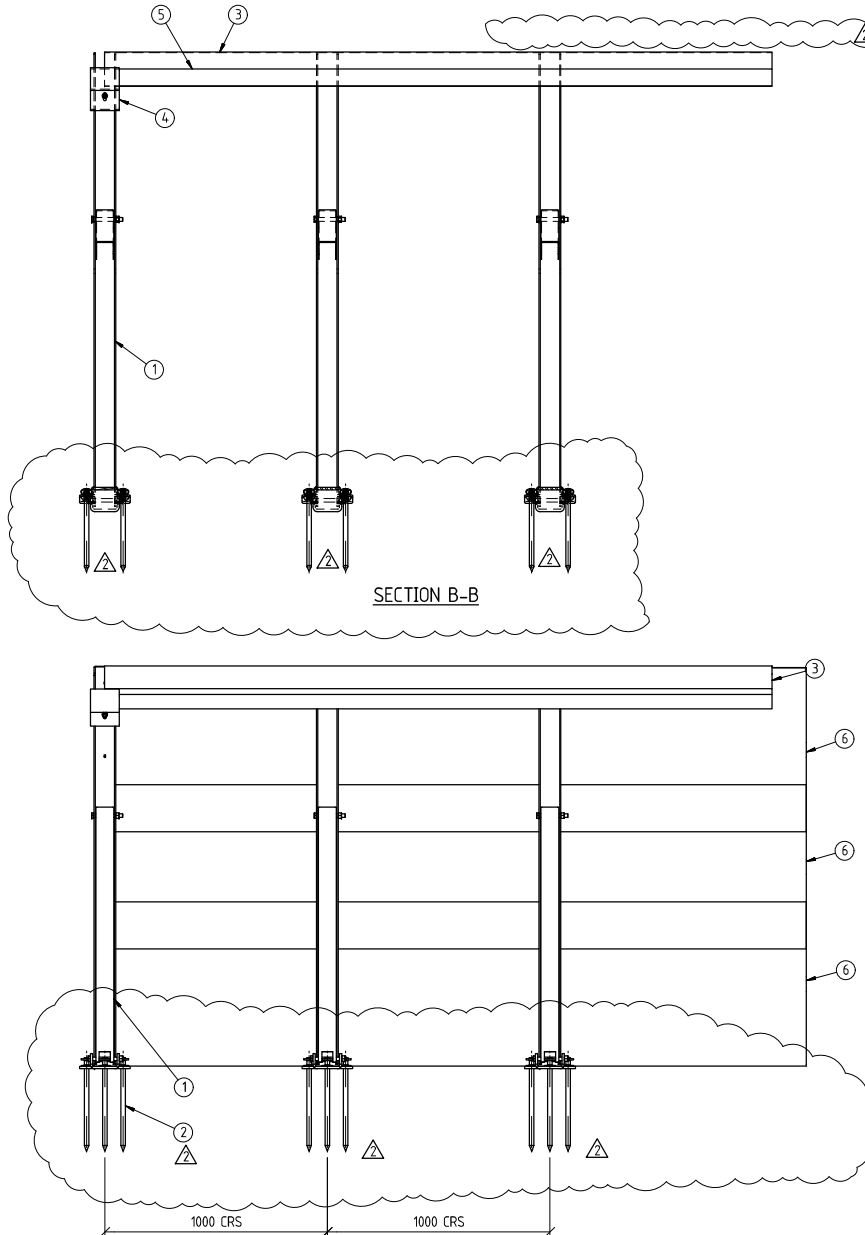
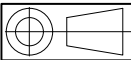
TOTAL INCREASE IN STORAGE 40,000 t

PLEASE NOTE:
DRAINAGE SHOWN IS INDICATIVE. A FULL
SITE DRAINAGE REVIEW AND DESIGN IS
REQUIRED.

PRELIMINARY ISSUE
DO NOT USE FOR CONSTRUCTION
DATE 19.07.18

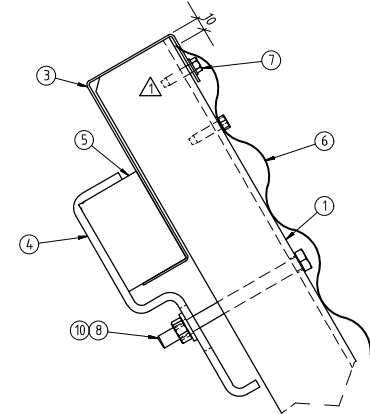
1:1500 @ A1
1:3000 @ A3
0 20 40 60 80 100 120 140 m

<div>COPYRIGHT ©</div> <div>THIS DRAWING AND THE CONTENTS DEPICTED OR WRITTEN THEREON, WHETHER IN WHOLE OR IN PART, IS THE EXCLUSIVE INTELLECTUAL PROPERTY OF CBH GROUP AND SHOULD NOT BE REPRODUCED OR USED FOR ANY PURPOSE WITHOUT THE EXPRESS WRITTEN APPROVAL OF CBH GROUP.</div>		CBH GROUP HEAD OFFICE 30 DELHI STREET WEST PERTH W.A. 6005 PH (08) 9237 9600 FAX (08) 9322 3942																																																																																																																																																																																																																																																																																																																																																																																																																																																																																																																																																																																																																																																																																																																																																																																																																																																																																																																																																																																																																																																																																																																																																																																																																																																																																																																																																																																													
---	---	---	--	--	--	--	--	--	--	--	--	--	--	--	--	--	--	--	--	--	--	--	--	--	--	--	--	--	--	--	--	--	--	--	--	--	--	--	--	--	--	--	--	--	--	--	--	--	--	--	--	--	--	--	--	--	--	--	--	--	--	--	--	--	--	--	--	--	--	--	--	--	--	--	--	--	--	--	--	--	--	--	--	--	--	--	--	--	--	--	--	--	--	--	--	--	--	--	--	--	--	--	--	--	--	--	--	--	--	--	--	--	--	--	--	--	--	--	--	--	--	--	--	--	--	--	--	--	--	--	--	--	--	--	--	--	--	--	--	--	--	--	--	--	--	--	--	--	--	--	--	--	--	--	--	--	--	--	--	--	--	--	--	--	--	--	--	--	--	--	--	--	--	--	--	--	--	--	--	--	--	--	--	--	--	--	--	--	--	--	--	--	--	--	--	--	--	--	--	--	--	--	--	--	--	--	--	--	--	--	--	--	--	--	--	--	--	--	--	--	--	--	--	--	--	--	--	--	--	--	--	--	--	--	--	--	--	--	--	--	--	--	--	--	--	--	--	--	--	--	--	--	--	--	--	--	--	--	--	--	--	--	--	--	--	--	--	--	--	--	--	--	--	--	--	--	--	--	--	--	--	--	--	--	--	--	--	--	--	--	--	--	--	--	--	--	--	--	--	--	--	--	--	--	--	--	--	--	--	--	--	--	--	--	--	--	--	--	--	--	--	--	--	--	--	--	--	--	--	--	--	--	--	--	--	--	--	--	--	--	--	--	--	--	--	--	--	--	--	--	--	--	--	--	--	--	--	--	--	--	--	--	--	--	--	--	--	--	--	--	--	--	--	--	--	--	--	--	--	--	--	--	--	--	--	--	--	--	--	--	--	--	--	--	--	--	--	--	--	--	--	--	--	--	--	--	--	--	--	--	--	--	--	--	--	--	--	--	--	--	--	--	--	--	--	--	--	--	--	--	--	--	--	--	--	--	--	--	--	--	--	--	--	--	--	--	--	--	--	--	--	--	--	--	--	--	--	--	--	--	--	--	--	--	--	--	--	--	--	--	--	--	--	--	--	--	--	--	--	--	--	--	--	--	--	--	--	--	--	--	--	--	--	--	--	--	--	--	--	--	--	--	--	--	--	--	--	--	--	--	--	--	--	--	--	--	--	--	--	--	--	--	--	--	--	--	--	--	--	--	--	--	--	--	--	--	--	--	--	--	--	--	--	--	--	--	--	--	--	--	--	--	--	--	--	--	--	--	--	--	--	--	--	--	--	--	--	--	--	--	--	--	--	--	--	--	--	--	--	--	--	--	--	--	--	--	--	--	--	--	--	--	--	--	--	--	--	--	--	--	--	--	--	--	--	--	--	--	--	--	--	--	--	--	--	--	--	--	--	--	--	--	--	--	--	--	--	--	--	--	--	--	--	--	--	--	--	--	--	--	--	--	--	--	--	--	--	--	--	--	--	--	--	--	--	--	--	--	--	--	--	--	--	--	--	--	--	--	--	--	--	--	--	--	--	--	--	--	--	--	--	--	--	--	--	--	--	--	--	--	--	--	--	--	--	--	--	--	--	--	--	--	--	--	--	--	--	--	--	--	--	--	--	--	--	--	--	--	--	--	--	--	--	--	--	--	--	--	--	--	--	--	--	--	--	--	--	--	--	--	--	--	--	--	--	--	--	--	--	--	--	--	--	--	--	--	--	--	--	--	--	--	--	--	--	--	--	--	--	--	--	--	--	--	--	--	--	--	--	--	--	--	--	--	--	--	--	--	--	--	--	--	--	--	--	--	--	--	--	--	--	--	--	--	--	--	--	--	--	--	--	--	--	--	--	--	--	--	--	--	--	--	--	--	--	--	--	--	--	--	--	--	--	--	--	--	--	--	--	--	--	--	--	--	--	--	--	--	--	--	--	--	--	--	--	--	--	--	--	--	--	--	--	--	--	--	--	--	--	--	--	--	--	--	--	--	--	--	--	--	--	--	--	--	--	--	--	--	--	--	--	--	--	--	--	--	--	--	--	--	--	--	--	--	--	--	--	--	--	--	--	--	--	--	--	--	--	--	--	--	--	--	--	--	--	--	--	--	--	--	--	--	--	--	--	--	--	--	--	--	--	--	--	--	--	--	--	--	--	--	--	--	--	--	--	--	--	--	--	--	--	--	--	--	--	--	--	--	--	--	--	--	--	--	--	--	--	--	--	--	--	--	--	--	--	--	--	--	--	--	--	--	--	--	--	--	--	--	--	--	--	--	--	--	--	--	--	--	--	--	--	--	--	--	--	--	--	--	--	--	--	--	--	--	--	--	--	--	--	--	--	--	--	--	--	--	--	--	--	--	--	--	--	--	--	--	--	--	--	--	--	--	--	--	--	--	--	--	--	--	--	--	--	--	--	--	--	--	--	--	--	--	--	--	--	--	--	--	--	--	--	--	--	--	--	--	--	--	--	--	--	--	--	--	--	--	--	--	--	--	--	--	--	--	--	--	--	--	--	--	--	--	--	--	--	--	--	--	--	--	--	--	--	--	--	--	--	--	--	--	--	--	--	--	--	--	--	--	--	--	--	--	--	--	--	--	--	--	--	--	--	--	--	--	--	--	--	--	--	--	--	--	--	--	--	--	--	--	--	--	--	--	--	--	--	--	--	--	--	--	--	--	--	--	--	--	--	--	--	--	--	--	--	--	--	--	--	--	--	--	--	--	--	--	--	--	--	--	--	--	--	--	--	--	--	--	--	--	--	--	--	--	--	--	--	--	--	--	--	--	--	--	--	--	--	--	--	--	--	--	--	--	--	--	--	--	--	--	--	--	--	--	--	--	--	--	--	--	--	--	--	--	--	--	--	--	--	--	--	--	--	--	--	--	--	--	--	--	--	--	--	--	--	--	--	--	--	--	--	--	--	--	--	--	--	--	--	--	--	--	--	--	--	--	--	--	--	--	--	--	--	--	--	--	--	--	--	--	--	--	--	--	--	--	--	--	--	--	--	--	--	--	--	--	--	--	--	--	--	--	--	--	--

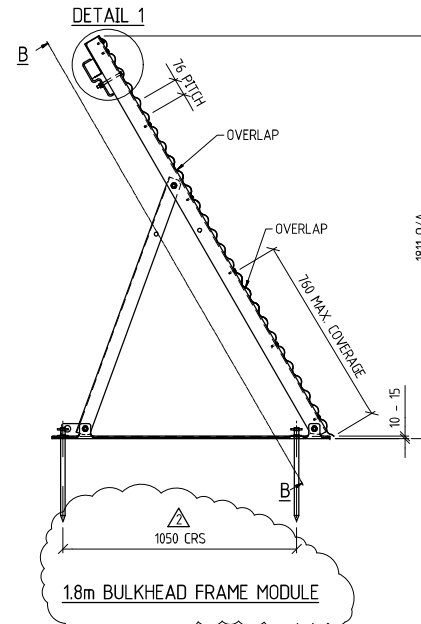


SECTION B-B

PARTS LIST (PER UNIT)											
ITEM No	DESCRIPTION	WIDTH	LENGTH	QTY	CBH DRG OR SUPPLIER PART No	PROCESS	SAP Code	MASS Kg	TO DETAIL	SURFACE TREATMENT	COATING SPEC.
1	1.8m OBH FRAME ASSEMBLY			3	S-119-A0001	FITTING	N/A	36.5	Yes	N/A	N/A
2	DIA 20 STAKE		420	9	S-014-A0000	FIELD KIT	TBA	1.1	Yes	GALVANIZE	N/A
3	1.6PL PGI	300	3000	1	S-119-P0011	FAB SHEET	108015	11.4	Yes	N/A	N/A
4	6PL	130	257	1	S-119-P0012	FAB PROFILE	107901	1.6	Yes	GALVANIZE	N/A
5	TIMBER SAWN KARRI STRUC 75MMx50MMx3M	75	3000	1	S-119-P0014	FITTING	108594	6.2	No	N/A	N/A
6	CUSTOM ORB ZINC ALUME-0.48mm		3200	3	ROOFMART	FITTING	102860	1.4	No	N/A	N/A
7	SCREW HL-TEK HEX 14-20x22mm WITH SEAL			7		FIELD KIT	501922	0.0	No	ZP	N/A
8	M10 x 120 GALV BOLT			1		FIELD KIT	109251	0.1	No	N/A	N/A
9	M10 GALV NUT			1		FIELD KIT	109251	0.0	No	N/A	N/A
10	M10 GALV FW			1		FIELD KIT	110164	0.0	No	N/A	N/A
11	O.B.H CONSTRUCTION SPECS. 2009				DOC'S #770663	FIELD KIT					



DETAIL 1



1.8m BULKHEAD FRAME MODULE

CIVIL WORKS NOTE:
ALL OBH FRAMES SHALL BE SUPPORTED BY CEMENT STABILISED FOUNDATIONS AS PER S000-ENG-CI-STD-0002 SECTION 'A'

- GENERAL NOTES (UNLESS NOTED OTHERWISE):
1. ALL STEELWORKS, WELDING & FABRICATION TO CONFORM WITH CURRENT AS1554 CAT SP.
 2. REMOVE ALL BURRS & SHARP EDGES.
 3. ASSEMBLY TO BE CONTINUOUS FULLY WELDED WITH MINIMUM 3mm FILLET FOR 3mm PLATE
6mm FILLET FOR 4mm TO <12mm PLATE
8mm FILLET FOR 12mm TO <20mm PLATE
10mm FILLET FOR 20mm TO <32mm PLATE
 4. ALL FASTENERS TO BE GR.8.8/TB
 5. ALL STEEL PLATE & SHEET TO BE MIN. GR.250
 6. ALL STRUCTURAL STEEL TO BE MIN. GR.300
 7. ALL GALVANISED STEEL TO BE IN ACCORDANCE WITH AS1397 AND OF GRADE G22275 OR EQUIV.

ASSIGNED TO:	
DATE COMPLETED:	
QTY. COMPLETED:	
HOURS TAKEN:	
EST. HOURS:	
SIGNATURE:	
SURFACE TREATMENT:	N/A
COATING SPEC:	N/A
TOTAL MASS:	143.4 kg

COPYRIGHT:
THIS DRAWING AND THE CONTENTS DEPICTED OR WRITTEN THEREON, WHETHER IN WHOLE OR IN PART, IS THE EXCLUSIVE INTELLECTUAL PROPERTY OF CBH GROUP AND SHOULD NOT BE USED FOR ANY PURPOSE WITHOUT THE EXPRESS WRITTEN APPROVAL OF CBH GROUP.



CBH GROUP HEAD OFFICE
30 DELHE STREET, WEST PERTH W.A. 6005
PH (08) 9237 9600 FAX (08) 9322 3942

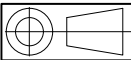
DO NOT SCALE FROM THIS DRAWING - ASK

REF	DRG No	REFERENCE DRAWING TITLE	REV	DATE	REVISIONS	BY	CHK	APP	REV	DATE	REVISIONS	BY	CHK	APP
2	23.06.2018	3 MORE STAKES ADDED AS PER ENG REQUEST	VP	MR	NT									
1	16.04.2018	ORB CHECKED, TEK SCREWS ADDED, BAKET TO 6mm	OMS	DOT	PC									
0	31/10/2017	DESIGN BASED ON CERTIFIED DRG STD-034-0020	TTW	VP	PC									

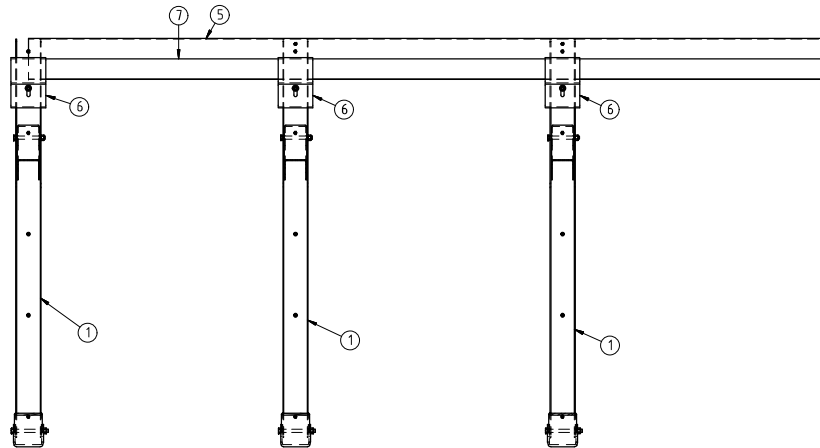
DRAWN	TTW	31/10/2017
CHECKED	VP	31/10/2017
ENGINEER	DS	31/10/2017
APPROVED	PC	31/10/2017

DRAWING TITLE
1.8m PORTABLE BULKHEAD (TIMBER LOCK)
FLAT BOTTOM FRAME
TARP CLAMPING, TENSIONING
GENERAL ARRANGEMENT

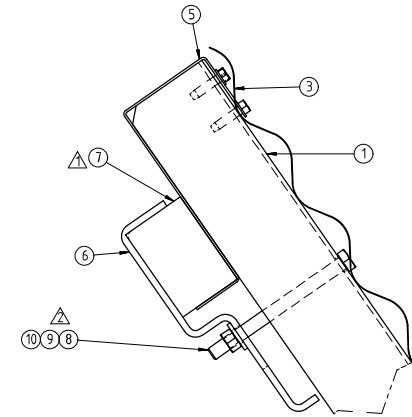
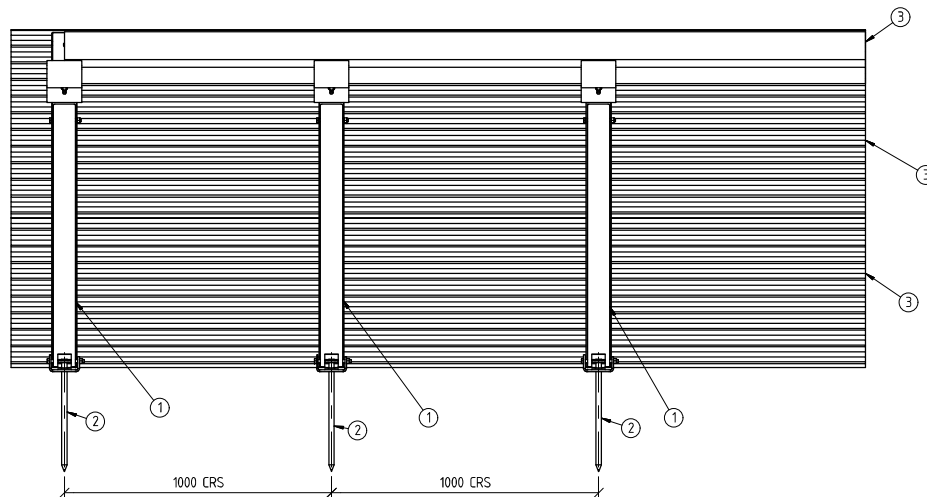
SITE	VARIOUS	SIZE	A1
PROJECT	STANDARD		
DRAWING No	S-119-A0000	SHEET	1 OF 2
REV			2



				PARTS LIST (PER UNIT)									
ITEM	DESCRIPTION			WIDTH	LENGTH	QTY	CBH DRG OR SUPPLIER PART No	PROCESS	SAP Code	MASS Kg	TO DETAIL	SURFACE TREATMENT	COATING S
1	12m OBH FRAME ASSEMBLY					3	S-056-A0001	FITTING	N/A	18.9	Yes	N/A	N/A
2	DIA 20 STAKE				420	6	S-014-A0000	FIELD KIT	TBA	1.2	Yes	GALVANIZE	N/A
3	CUSTOM ORB ZINC ALUME 0.47mm				3200	2	ROOFMART	FITTING	102860	1.4	No		
4	SCREW HI-TEK HEX 14-20x22mm WITH SEAL					18		FIELD KIT	501922	0.0	No	2P	N/A
5	1.6PGI			300	3000	1	S-056-P0011	FAB SHEET	108015	11.4	Yes	N/A	N/A
6	SPL			130	257	3	S-056-P0012	FAB PROFILE	107901	1.3	Yes	GALVANIZE	N/A
7	TIMBER SAWN KARRI STRUC3 75MMx50MMx3M			75	3000	1	S-056-P0014	FITTING	108594	6.2	No	N/A	N/A
8	M10 x 120 GALV. BOLT					3		FIELD KIT	109251	0.1	No	N/A	N/A
9	M10 GALV. NUT					3		FIELD KIT	109251	0.0	No	N/A	N/A
10	M10 GALV FW					3		FIELD KIT	110164	0.0	No	N/A	N/A
11	O.B.H CONSTRUCTION SPECS. 2010						DOC'S #899017	FIELD KIT					

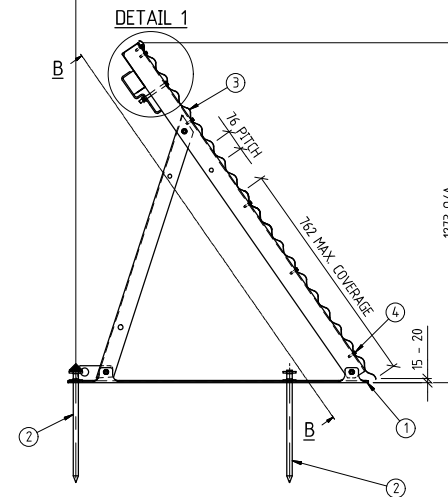


SECTION B-B



DETAIL 1

WORK POINT
LAYOUT FOR ALL BULKHEADS
FROM THIS POINT.
BULKHEAD WIDTH REF. TO SITE PLAN



12m BULKHEAD FRAME MODULE

OPEN BULKHEAD
CONSTRUCTION SPECIFICATIONS 2010
DOC'S #899017
MANUAL TO BE SUPPLIED TO
CONTRACTORS ERECTING BULKHEADS

GENERAL NOTES:
1. ALL STEELWORKS, WELDING & FABRICATION TO CONFORM WITH CURRENT S.A.A CODES AS1554 CAT SP.
2. REMOVE ALL BURRS & SHARP EDGES.
3. ALL WELDS TO BE 6 FILLET UNO & 3 FILLET ON 3PL.
4. ALL FASTENERS TO BE GR4.6 2P UNO.
5. ALL MILD STEEL PLATE & SHEET TO BE MIN. GR.250 UNO.
6. ALL STRUCTURAL STEEL TO BE MIN. GR.300 UNO.
7. ALL GALVANISED STEEL TO BE IN ACCORDANCE WITH AS1397 AND OF GRADE G22275 OR EQUIV.

ASSIGNED TO:	
DATE COMPLETED:	
QTY. COMPLETED:	
SIGNATURE:	
SURFACE TREATMENT:	N/A
COATING SPEC:	N/A
TOTAL MASS:	88.4 kg

COPYRIGHT:
THIS DRAWING AND THE
CONTENTS HEREON ARE THE
PROPERTY OF CBH ENGINEERING
AND SHOULD NOT BE USED FOR ANY PURPOSE
WITHOUT THE EXPRESS WRITTEN
APPROVAL OF CBH ENGINEERING.



CBH HEAD OFFICE
30 DELHI STREET, WEST PERTH W.A 6005
PH (08) 9237 9600 FAX (08) 9322 3942
CBH ENGINEERING
40 MIGUEL ROAD, BIBRA LAKE W.A 6163
PH (08) 9236 5350 FAX (08) 9236 5370
DO NOT SCALE FROM THIS DRAWING - ASH

REV	DATE	DESCRIPTION	BY	CHK	APP	REV	DATE	DESCRIPTION	BY	CHK	APP
3	29.07.14	PARTS LIST MODIFIED		AME	CBH	CBH					
2	04.11.13	BOLT SAP CODE CHANGED AS PER NCR1073		DRH	RM	RM					
1	0.09.12	NCR1064/3 ITEM 7 CHANGED, FRP - TIMBER		DRH	CBH	CBH					
0	14/06/2012	ISSUED FOR CONSTRUCTION		AME	VP	ML					

DESIGNER	CBH	16/06/2011
DRAWN	AME	14/06/2012
CHECKED	VP	16/06/2011
APPROVED	ML	16/06/2011

DRAWING TITLE
12m PORTABLE BULKHEAD (TIMBER LOCK)
FLAT BOTTOM FRAME
TARP CLAMPING, TENSIONING
GENERAL ARRANGEMENT

SITE	VARIOUS	SIZE	A1
PROJECT	STANDARD		
DRAWING No	S-056-A0000	SHEET	1 OF 1
REV			3

Attachments

9.4.3



NOTICE OF PROPOSED DISPOSAL OF LAND - LOT 966 SIRIUS STREET, SOUTHERN CROSS

LOCAL GOVERNMENT ACT 1995 SECTION 3.58

The Shire of Yilgarn gives notice of its intention to dispose of the following lot, in accordance with Section 3.58 of the Local Government Act.

a) Lot 966 on Deposited Plan 221106, Sirius Street, Southern Cross.

The Shire intends to dispose of the above-mentioned lot to M3R Group Pty Ltd via lease at a rate of \$10,000+GST per annum with CPI applied annually for ten years with a ten year option. This is in accordance with the market valuation provided by Garmony Property Consultants in April 2018.

Comments on the disposition may be submitted to the Council in writing on or before Monday 23rd July 2018. Submissions are to be made via:

Post: Shire of Yilgarn, PO Box 86, Southern Cross WA 6426
Email: mrs@yilgarn.wa.gov.au
In Person Shire Administration, 23 Antares Street, Southern Cross WA 6426

Peter Clarke – A/Chief Executive Officer
SHIRE OF YILGARN

26th June 2018

Date

NOTICE OF PROPOSED DISPOSAL OF LAND

The Shire of Yilgarn is in receipt of a proposal to lease Lot 966 Sirius Street, Southern Cross. The lot is owned freehold by the Shire, however the Shire must follow the requirements for disposal of land as detailed in the Local Government Act 1995.

1. THE PROPOSAL

The applicant, M3R Group Pty Ltd, have approached the Shire of Yilgarn in relation to a development proposal for Lot 966 Sirius Street, Southern Cross. The proposal is to install and operate a 140 room single persons quarters accommodation camp.

For further information on the development read the associated document: NOTICE OF PUBLIC ADVERTISEMENT OF PLANNING PROPOSAL - LOT 966 SIRIUS STREET, SOUTHERN CROSS.

The proposed lease terms are as follows:

1. M3R Group Pty Ltd are proposed lease holders;
2. The property is Lot 966 Sirius Street, Southern Cross;
3. The lease amount will be \$10,000 (ten thousand dollars) plus GST;
4. The lease term will be ten (10) years, with a ten (10) year option period with applicable consumer price index (CPI) applied annually; and
5. All relevant land rates, service/utility charges and maintenance expenses are to be paid for by the applicant for the duration of the lease.

2. DISPOSAL OF LAND

The Shire must dispose of land in accordance with the Local Government Act 1995 (the Act) which Section 3.58 states:

A local government can dispose of property...if, before agreeing to dispose of the property —

(a) it gives local public notice of the proposed disposition —

- i. describing the property concerned; and*
- ii. giving details of the proposed disposition; and*
- iii. inviting submissions to be made to the local government before a date to be specified in the notice, being a date not less than 2 weeks after the notice is first given; and*

(b) it considers any submissions made to it before the date specified in the notice and, if its decision is made by the council or a committee, the decision and the reasons for it are recorded in the minutes of the meeting at which the decision was made.

The details of a proposed disposition that are required...include —

- (c) the names of all other parties concerned; and*
- (d) the consideration to be received by the local government for the disposition; and*
- (e) the market value of the disposition —*
 - i. as ascertained by a valuation carried out not more than 6 months before the proposed disposition; or(ii) as declared by a resolution of the local*
 - ii. government on the basis of a valuation carried out more than 6 months before the proposed disposition that the local government believes to be a true indication of the value at the time of the proposed disposition.*

3. MARKET VALUE

As required under the Local Government Act 1995, M3R Group Pty Ltd was required to engage a suitable qualified valuer to undertake a valuation of the property.

This has been provided to the Shire and the Executive Summary from the valuation has been provided in Appendix 1.

HOW TO HAVE YOUR SAY

The Shire will receive comments on the disposition in writing up to Monday 23rd July 2018. Please note, verbal comments will not be considered. You are not required to submit your name or address, however all submissions are confidential and any identifying material will not be included in future reports.

Submissions are to be made via:

Post: Shire of Yilgarn, PO Box 86, Southern Cross WA 6426
Email: mrs@yilgarn.wa.gov.au
In Person Shire Administration, 23 Antares Street, Southern Cross

Should you have any queries regarding making a submission, please contact the Manger regulatory Services, Nic Warren via:

Phone: (08) 9049 1001
Email: mrs@yilgarn.wa.gov.au
In Person: Shire Administration, 23 Antares Street, Southern Cross

APPENDIX 1: Executive Summary – Property Valuation



Licensed Valuers & Property Consultants

9 Hardy Street, South Perth
Western Australia 6151

T: (08) 9474 2220
E: valuations@garmony.com.au
W: www.garmony.com.au

Oxford Ridge Pty Ltd
ABN: 88 537 931 103

EXECUTIVE SUMMARY

PROPERTY ADDRESS: PORTION LOT 966 SIRIUS STREET, SOUTHERN CROSS WA 6426
INSTRUCTING CLIENT: M3R Group Pty Ltd
POSTAL ADDRESS: [REDACTED] **Contact:** [REDACTED]

VALUATION PURPOSE: To assess the Current Market Rental Value of the eastern portion of Lot 966 Sirius Street, Southern Cross for rental negotiation purposes.

CERTIFICATE OF TITLE: Lot: 966 Deposited Plan: 221106 Volume: 2549 Folio: 769

REGISTERED PROPRIETORS: State of WA and Management Order to Shire of Yilgarn

ZONING: "Residential R12.5" - Shire of Yilgarn Local Planning Scheme No. 2

DESCRIPTION OF PROPERTY "AS IS": The eastern portion of Lot 966 on which a number of trees and shrubs are established is a vacant site having 3 street frontages. The tenant will develop workers accommodation inclusive of kitchen and managers residence. Accommodation is to comprise 18 x 4 bedroom units (72 rooms), 3 x toilet/laundry units, camp kitchen, recreation room, first aid office and managers quarters/office that will accommodate up to 40 people. Scope for expansion is provided for 7 x 4 bedroom units (28 rooms) together with on-site parking for trucks and cars either end of the site.

COMMENTS: Our valuation is prepared on the basis approval will be granted to develop the site in accordance with the description contained in the minutes of the December 2017 meeting of the Shire of Yilgarn and site plan provided by the client.

CERTIFICATE OF VALUATION

CURRENT MARKET RENTAL VALUE: \$10,000 (TEN THOUSAND DOLLARS PER ANNUM NET PLUS OUTGOINGS PLUS GST)

DATE OF VALUATION: 26 April 2018 **DATE OF INSPECTION:** 26 April 2018

VALUERS REFERENCE: 47400A **DATE OF REPORT:** 1 May 2018

CRITICAL ASSUMPTIONS: Please refer to the Assumptions, Conditions & Limitations section in the Body of the Report for Qualifications, Limitations, Critical Assumptions and Disclaimers.

SIGNATURE:

VALUER:

INSPECTING VALUER: [Signature]
PETER MURPHY AAPI
CERTIFIED PRACTISING VALUER.
LICENSED VALUER NO. 41203 IN WA

AUTHORISED FOR ISSUE BY: [Signature]
MATTHEW J GARMONY, FAPI
CERTIFIED PRACTISING VALUER.
LICENSED VALUER NO. 41203 IN WA
MANAGING DIRECTOR

IMPORTANT NOTE:

I hereby certify that I, the inspecting valuer have personally inspected this property and have carried out the assessments above as at that date. The valuer authorising the report for issue may not have inspected the property, however has read through the report and has authorised the release of the report to the client on the basis the inspecting valuer has complied with the firms valuation standards. Neither I nor any member of this firm, has any potential conflict of interest, pecuniary interest (real or perceived) or indirect or financial interest in relation to this property that is not disclosed herein. The valuation report is for the use of and may be relied upon only by the party to whom it is addressed. No other party is entitled to use or rely upon it or any of its contents and the valuer or valuation firm shall have no liability to any party who does so. All data provided in this summary is wholly reliant on and must be read in conjunction with the information provided in the attached report including "Assumptions, Conditions & Limitations". It is a synopsis, only designed to provide a brief overview and must not be acted on in isolation. Our report and valuation now follows:



NOTICE OF PUBLIC ADVERTISEMENT OF PLANNING PROPOSAL - LOT 966 SIRIUS STREET, SOUTHERN CROSS

Planning and Development Act 1995

Shire of Yilgarn Town Planning Scheme 2

It is HEREBY NOTIFIED for public information and comment that the Council has received an application to develop land for the purpose described hereunder:

LAND DESCRIPTION: Lot 966 Sirius Street, Southern Cross WA 6426

PROPOSAL: 140 room single person's accommodation facility.

Details of the proposal are contained within this document,

Comments on the proposal may be submitted to the Council in writing on or before Monday 23rd July 2018. Submissions are to be made via:

Post: Shire of Yilgarn, PO Box 86, Southern Cross WA 6426

Email: mrs@yilgarn.wa.gov.au

In Person Shire Administration, 23 Antares Street, Southern Cross WA 6426

Peter Clarke – A/Chief Executive Officer
SHIRE OF YILGARN

26th June 2018

Date

Planning Development Proposal Information

1. THE PROPOSAL

The Shire has received a Development Application from M3R Group Pty Ltd (the applicant) which has proposed to install a mine/workers accommodation camp at Lot 966 Sirius Street, Southern Cross.

The applicant has advised:

The market we have engaged, and are targeting is for mining contractors and exploration teams, with companies servicing the contractors and drillers being guests of the facility. The requirement for mining companies to engage engineering and contracting firms to begin develop of greenfield sites and upgrading/increasing capacity of brownfield sites is strong. Without some form of existing accommodation facility, these projects will see delays and increased costs due to the requirement of having to get approvals, and then build construction accommodation. Our group see this target area as significant, and of a great benefit to the development of the area.

The camp will provide 140 single persons quarters, contained within 35 individual transportable units. The facility will also house a TV/pool room, camp kitchen, onsite passenger and heavy vehicle (bus, light truck) parking facilities and will have onsite management at all times. Appendix 1 shows the proposed layout plan and design specification of the units.

The transportable units will be “pre-used”, though in good condition. Each unit will contain four rooms; each with an ensuite. The rooms will be air-conditioned and have a verandah across the front entrance. Appendix 2 shows proposed 3D modelling of the development.

The development will also:

- Provide hot mix bitumen vehicle access ways and parking areas to ensure minimal dust release;
- Provide black asphalt paving for pedestrian access ways, to reduce dust and increase visual amenity;
- Provide an onsite kitchen facility to cater for occupants; and
- Onsite laundry facilities.

Vehicle access will be onto Arcturus Street for heavy vehicles and Sirius Street for light vehicles.

Appendix 3 is a brief presentation developed by the applicant detailing the proposal.

2. BACKGROUND

The matter was put to the December 2017 Council meeting, where Councillors voted to consider the proposal after a period of public notice was undertaken. As such, this notice is issued with the intention of seeking feedback from the local community.

As the land is owned freehold by the Shire of Yilgarn, a proposal to lease the land was also submitted. For further information regarding the disposal of land, please read the accompanying document: NOTICE OF PROPOSED DISPOSAL OF LAND - LOT 966 SIRIUS STREET, SOUTHERN CROSS

3. THE PROCESS

The following procedure is to be undertaken:

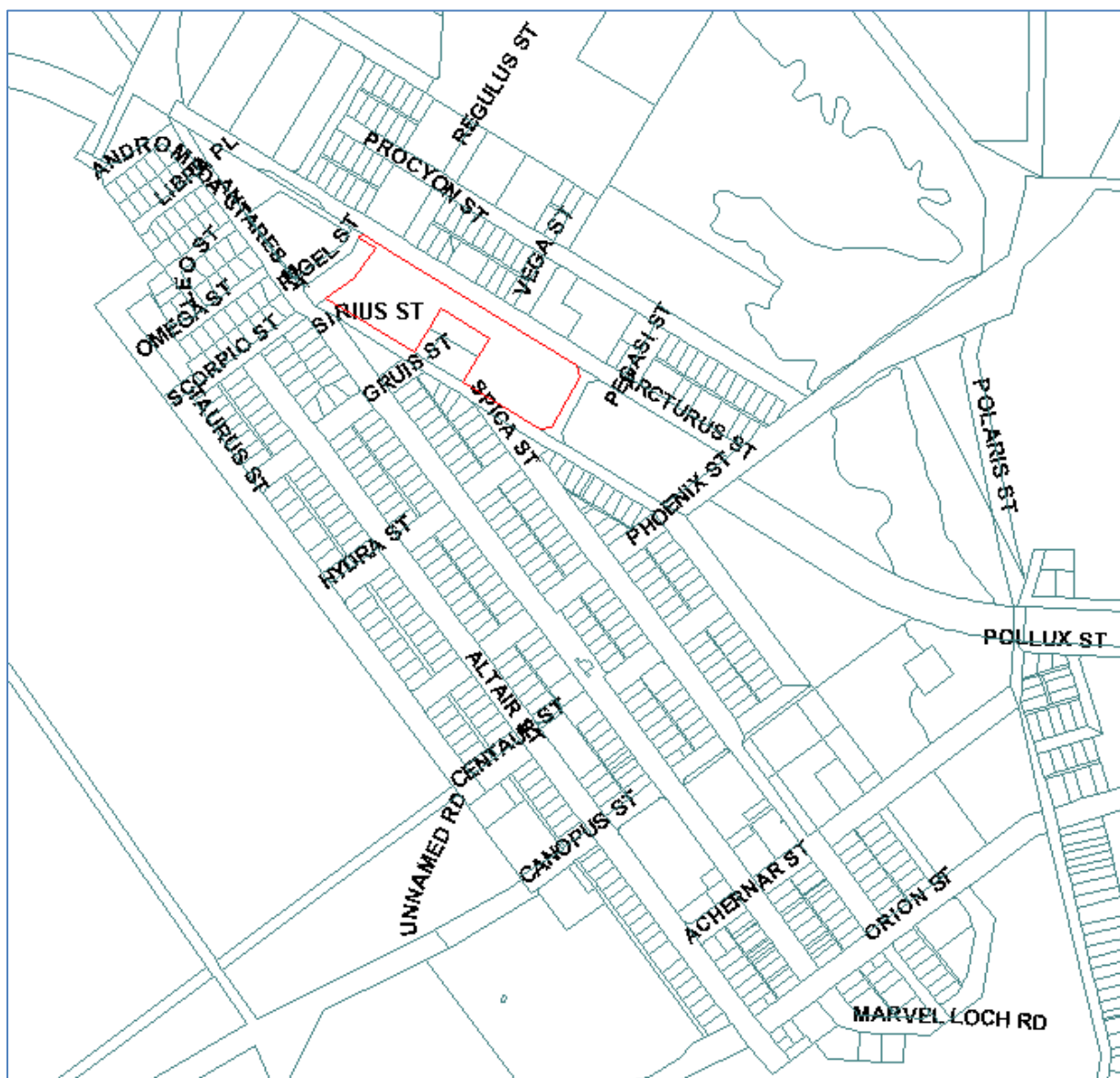
1. Public Notice is advertised, in the Crosswords and the Weekend West Australian newspaper, for a period of at least 21 days;
2. The Shire will receive comments and feedback from the public up until the 23rd July 2018;
3. At the closure of the notice period, the submissions, if any, will be compiled in a report, to be tabled at the next available Council Meeting;
4. Council will make their final determination based on a recommendation from the relevant Shire Officer.
5. If successful, the applicant will be required to submit relevant building permit applications prior to commencement of construction work;
6. If not successful, the applicant has a right of appeal as per Clause 8.5.1 of the Shire of Yilgarn Town Planning Scheme 2, whereby an applicant aggrieved by a decision of the Council in respect of the exercise of a discretionary power under the Scheme may appeal in accordance with Part V of the Planning and Development Act 2005 and the rules and regulations made pursuant to the Act.

4. THE SITE

The proposed site for this development is Lot 966 Sirius Street, Southern Cross, this lot is diagonally opposite from the Railway Tavern. This site has previously housed a camp accommodation facility, some ten or more years ago. Diagram 1 shows the location of Lot 966 Sirius Street, Southern Cross.

The site is 4.844 hectares, with the proposed development taking up 2.25 hectares. This allows for future expansion if required and approved; and allows for additional parking, as discussed under Section 5.

Diagram 1



5. TOWN PLANNING SCHEME 2

The Shire of Yilgarn Town Planning Scheme 2 (TPS2) has zoned Lot 966 Sirius Street, Southern Cross as “**residential**”, with an R-Code rating of 12.5. The Residential Design Codes (R-Codes) are enacted by the Planning and Development Act 2005, and dictate the requirements for residential developments based on their R-Code rating.

As per the TPS2, residential zones are to be:

“Used primarily for single houses on separate lots. Other uses, listed in Table 1, may be permitted at the discretion of Council if they are considered to be an integral part of the residential environment and where Council is satisfied that they will benefit the community and not result in being a nuisance.”

The proposed accommodation facility fits best with TPS2 use class 43, being a “Grouped Dwelling” in Table 1 of the scheme. For residentially zoned land this is an “AA” use. An “AA” use means that the use is not permitted unless the Council has granted approval.

The proposed “Camp Kitchen” is a use not listed in the development table, therefore the TPS2 states:

3.2.5 - If the use of the land for a particular purpose is not specially mentioned in the Zoning Table and cannot reasonably be determined as falling within the interpretation on one of the use categories the Council may:

- a) determine that the use is consistent with the objectives and purposes of the particular zone and is therefore permitted; or*
- b) determine that the proposed use may be consistent with the objectives and purpose of the zone and thereafter follow the "SA" procedures of Clause 6.3 in considering an application for planning approval; or*
- c) determine that the use is not consistent with the objectives and purposes of the particular zone and is therefore not permitted.*

Basically, Council has discretion to approve or reject the proposal, they have chosen to seek community feedback before making a decision.

6. RESIDENTIAL DESIGN CODES

The Residential Design Codes (R-Codes) apply to all residentially zoned land across Western Australia and specifies the requirements for residential developments.

The sorts of specifications the R-Codes addresses include lot size per dwelling, boundary setbacks, open space requirements and parking.

In applying the R-Codes to this development, the following were raised as non-compliant:

- Patron Parking
- Visitor Parking

The site has catered for 35 light vehicle bays and 13 heavy vehicle bays.

The R-Codes requires 70 parking bays for occupants and 8 bays for visitors.

Council have the ability to determine if a proposal “deems to satisfy” the design principles of the R-Codes. In this instance, the R-Codes require:

Adequate car parking is to be provided on-site in accordance with projected need related to:

- *the type, number and size of dwellings;*
- *the availability of on-street and other off-street parking; and*
- *the proximity of the proposed development to public transport and other facilities.*

In this instance, the application of the R-Codes parking requirements does not necessarily fit with the proposal, whilst it is a “residential” development, in essence it is a commercial operation and will be operated in such a way that vehicle parking requirements will not be the same as what a standard “grouped dwelling” development would require.

When posed with the question of why a reduced number of parking bays should be permitted, the applicants provided the following response:

The requirement for parking will be predominately for small buses (~20 seat) and light vehicles. The market we have engaged is for mining contractors and exploration teams, with companies servicing the contractors and drillers being guests of the facility. Previous experience has predicated this design.

It will be suggested that Council grant an exemption to the applicant for the reduced number of bays proposed, with the reason being the use is not consistent with a standard “grouped dwelling” scenario, and that the majority of occupants will be bussed in or have multiple persons in each vehicle, therefore reducing the need for additional parking spaces then what is proposed.

It is to be noted that there is ample space within the property area whereby in the unlikely event parking becomes an issue, additional parking facilities can be installed. This will be a condition of the approval, should Council endorse the proposal.

HOW TO HAVE YOUR SAY

The Shire will receive comments on the proposal in writing up to Monday 23rd July 2018. Please note, verbal comments will not be considered. You are not required to submit your name or address, however all submissions are confidential and any identifying material will not be included in future reports.

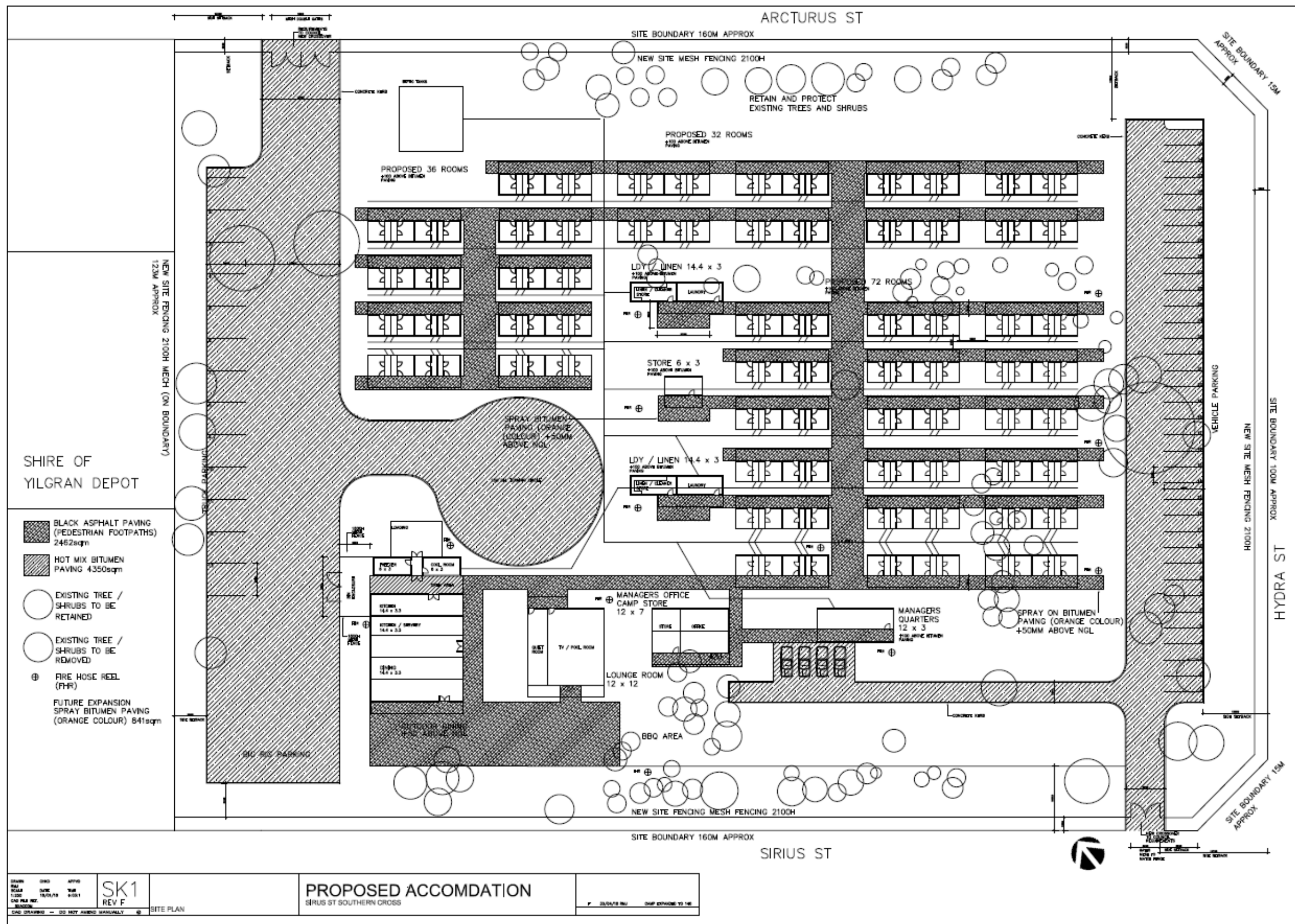
Submissions are to be made via:

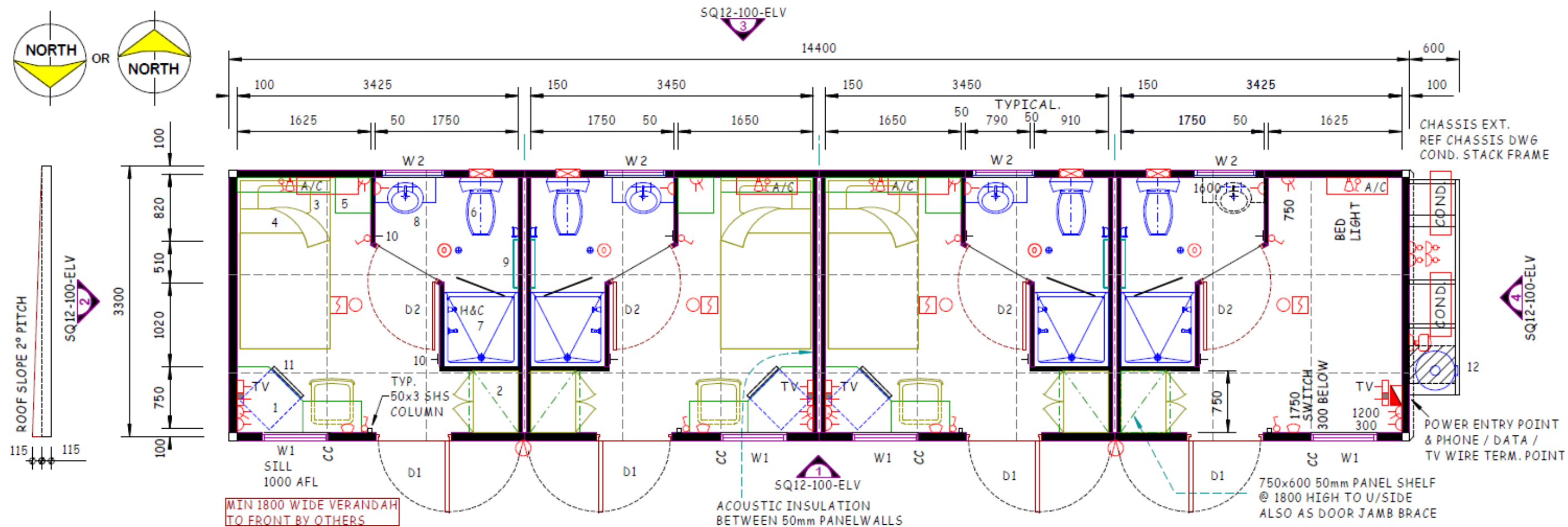
Post:	Shire of Yilgarn, PO Box 86, Southern Cross WA 6426
Email:	mrs@yilgarn.wa.gov.au
In Person	Shire Administration, 23 Antares Street, Southern Cross

Should you have any queries regarding making a submission, please contact the Manger Regulatory Services, Nic Warren via:

Phone:	(08) 9049 1001
Email:	mrs@yilgarn.wa.gov.au
In Person:	Shire Administration, 23 Antares Street, Southern Cross

APPENDIX 1: Proposed Layout Plan & Design Specification





APPENDIX 2: 3D Modelling of Development





APPENDIX 3: Presentation by Applicant

Southern Star - Southern Cross Accommodation Centre Proposal 966 Sirius Street Southern Cross WA



M3R Group Pty Ltd

Accommodation Centre Plan – Aerial

140 High Quality Ensuite Rooms and facilities



Accommodation Centre Plan

Fully Sealed Roads to eliminate dust



Accommodation Centre Plan

Full “off Street parking” facilities with security fencing



Accommodation Centre Plan

Fully integrated plan (messing, laundry and activities facilities) with local flora surrounds





Southern Star - Southern Cross Accommodation Centre - Benefits

- Local employment opportunities
- Yilgarn Shire Rate & Lease Payments
- Support local mining and service companies
- Opportunities for local business to supply the Accommodation Centre with goods and Services



Southern Star - Southern Cross Accommodation Centre - Summary

- All buildings will be of high quality and fit with ambience of the local environment
- Full time on site management and security service to ensure compliance with Shire lease conditions
- Local business and employment opportunities
- Proactive working relationship with Yilgarn Shire for the benefit of all stakeholders